

Historic, Archive Document

Do not assume content reflects current scientific knowledge, policies, or practices.

62.13

ANTIRRHINUM
Giant-flowered
Semi-Tall
Rust Resistant

PETUNIA
Flaming
Velvet

PETUNIA
Rose Gem



RICE'S GARDEN ANNUAL • 1941

WILLIAM J. RICE, 578 MAIN STREET, STAMFORD, CONN.

PETUNIA
Giant Fringed
Single

MARIGOLD
Crown of Gold

ZINNIA
Dahlia Flowered

From one neighbor to another

This Garden Book comes to you from a seed house that's *right here* to serve you . . . not just a far-distant "name" but a *neighbor*, who knows what your garden needs . . . and is here to supply it—all the year 'round.

This isn't a mail-order catalog, either. It comes from a nearby store, that can serve you personally, right through the season. (We fill lots of mail orders, of course—and we're glad to have them. But we can offer you far more personal and more helpful service here in the store.)

As so many good gardeners hereabouts know, there's no need to send far away for seed and garden supplies. The finest of seeds and other garden needs are available right here . . . whenever you want them . . . and at the right prices

We hope to see you . . . and serve you . . . soon!

PLAY SAFE! BUY SEED FROM SEEDSMEN ONLY

There are plenty of gardening risks you can't avoid. So why take *unnecessary* risks?

The seed business is a highly technical specialty. It demands years of experience . . . endless vigilance . . . constant contact with many markets. That's why only the seed *specialist* can serve you safely.

We are seed specialists of long experience. Our business life depends on the quality and honesty of the seed we sell you!

Your garden's future is safe in our hands.

**Our Seed is good
seed—all of it!**

This book offers only the best grade of garden seed.

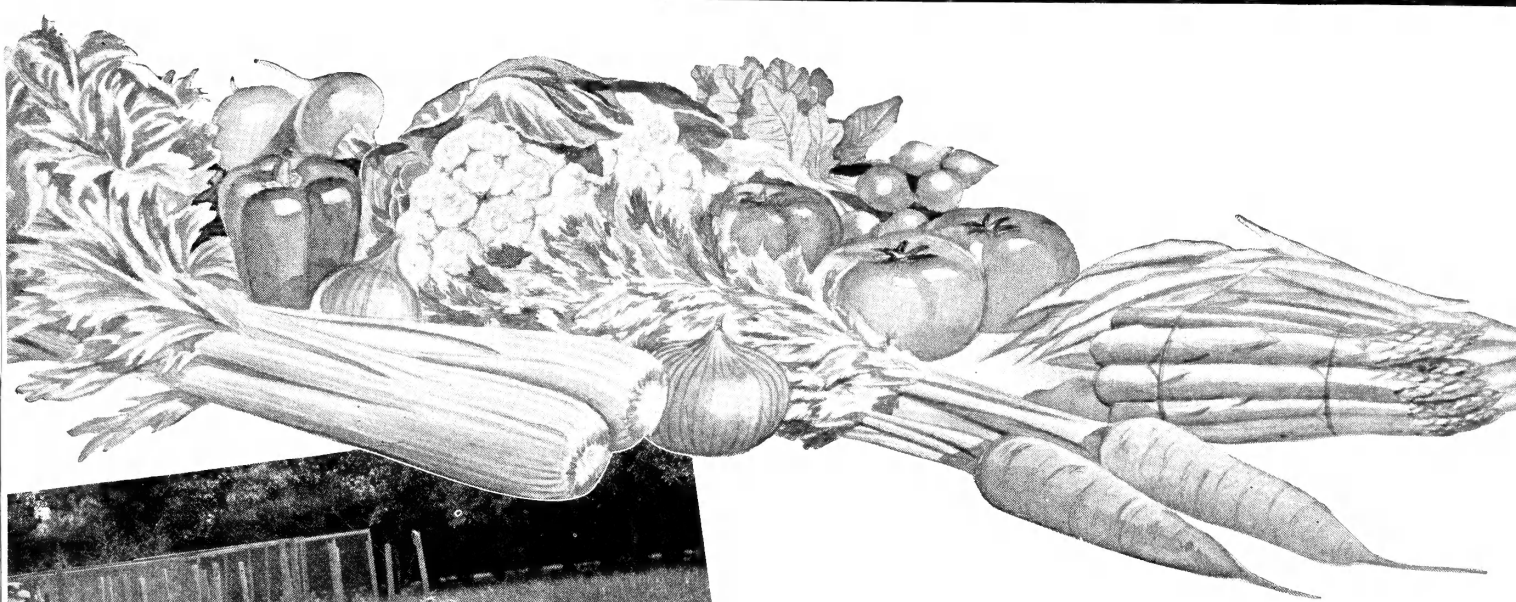
There's no better quality to be had anywhere—at any price.

Every lot we offer is carefully and conscientiously selected— from famous growers in many parts of the world.

Furthermore, it is seed that fits the conditions of gardening *in this vicinity*.

We know local soils and local weather. We know *your* garden worries.

Come in! Shop early and shop often! Or just drop in for a neighborly gardening chat. Our knowledge and experience are at your disposal!



Garden-fresh Vegetables a Gold Mine of VITAMINS

When your vegetables come fresh from the garden, their vitamin content is at its peak.

Vegetables from the market are decidedly inferior to the garden-fresh kind in this vital quality, as in so many others. If you want the fullest protection for your family's health, GROW YOUR OWN VEGETABLES. And be sure to have plenty of those vegetables that are highest in vitamin content.

The following chart is a guide to Vitamins in Vegetables.

FOR VITAMIN A, the anti-infective vitamin (promotes growth, appetite, digestion, resistance to infection. Essential for normal reproduction. Lack of it can cause nerve degeneration, night blindness, diarrhea, sterility).

Excellent sources—carrots, collards, escarole, green lettuce, green peas, spinach, turnip greens.

Good sources—green beans, green cabbage, chard, yellow corn, kale, green peppers, pumpkin, squash, tomato.

FOR VITAMIN B (B₁), the anti-neuritic vitamin (promotes appetite, digestion, growth. Required by the mother for normal reproduction and lactation. Lack of it can cause impaired growth of breast-fed babies, loss of weight and vigor, subnormal temperature, sterility).

Excellent sources—ripe beans, ripe peas.

Good sources—asparagus, beans, cabbage, carrots, cauliflower, celery, collard, lettuce, onions, parsnip, potato, spinach, tomato, turnips, turnip greens, watercress.

FOR VITAMIN C, the anti-scorbutic vitamin (protects body from scurvy. Required for normal tooth and bone formation and maintenance. Lack of it can cause loss of weight, fatigue, loss of appetite, sallow complexion, tooth decay).

Excellent sources—cabbage, tomato, celery, onions, green peas, green peppers, rhubarb, turnips.

Good sources—beets, cabbage cooked, carrots, cauliflower, collard, cucumber, endive, lettuce, peas cooked, potato, pumpkin, spinach cooked, string beans, sweet corn, sweet potato, turnip greens, watermelon.

FOR VITAMIN E, the anti-sterility vitamin (essential for normal reproductive functioning in both male and female).

Excellent sources—lettuce, watercress.

Good sources—barley, bean, whole corn, oat, rice, wheat, peas, peanuts.

FOR VITAMIN G, the anti-pellagric vitamin

Excellent sources—beet green, kale, potato, spinach, turnip greens, watercress.

Good sources—beets, cabbage, carrots, cowpeas, soy beans, lettuce, onions, tomato, turnips.

THIS YEAR, more than ever GROW YOUR OWN


This year is a good time to get back to fundamentals.

In the face of fearsome uncertainties, it's wholesome to get closer to the soil . . . to move toward self reliance . . . to prepare for all eventualities.

So this year is a good year for a return to Home Gardening . . . for "growing our own" and gaining greater independence, health, economy, and pleasure!

(If you seek advice about Vegetable Gardening, consult us, at any time.)

New Delights!



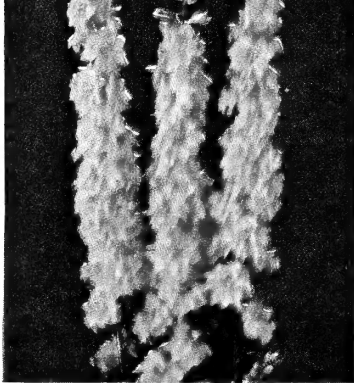
PETUNIA, Apple Blossom. Giant Fringed. Light apple-blossom pink with veined throat. Pkt. 25c




PETUNIA, Supreme Florist Strain, Giants of California. Very large blossoms. Heavily ruffled. Pkt. 25c



PETUNIA, Hollywood Star. Perfect pink stars with creamy throats. Plants are bushy and erect. Fast growing. Pkt. 15c



LARKSPUR, Pink Perfection. 2-inch florets closely spaced give heavy cutting spike. Early flowering. Pkt. 25c



HOLLYHOCK, Indian Spring. Exceptionally long blooming. 1939 All-America Medal Winner. Pkt. 15c



PETUNIA, Glow. Dazzling carmine, in great profusion on dwarf bushy plants. Pkt. 25c



VERBENA, Brightness. New, bright rosy cerise scarlet, with large white eyes, semi-compact. Pkt. 25c

Recommended




CALLIOPSIS, Golden Crown. Enlarged type of orange-yellow Calliopsis. 1938 All-America Award of Merit. Pkt. 15c



PANSY, Coronation Gold
A new ruffled and spicy scented variety. 1938 All-America Award of Merit. Pkt. 25c



SCABIOSA, Blue Moon. Extra long stems and sweet fragrance. Retains color indoors. Pkt. 25c



SCABIOSA, Rosette. Very large flowers and glowing color. Long stiff stems. Pkt. 15c

Novelties . . . SOME OF THE BEST OF THE NEW HEADLINERS

Petunia, Cream Star—Star-shaped, creamy white centers, surrounded by an aura of white. Exceptionally free-bloomer. A welcome newcomer, because of its color and dwarf habit. Packet, 25c.

Larkspur, Giant Imperial Pink Perfection—2-inch florets of rounded broad petals, evenly and closely spaced, give a very heavy Hollyhock-like cutting spike 24 inches or more in length. Early flowering. Packet, 25c.

Antirrhinum, Rosalie—One of the finest rust-resistant snapdragons. A vigorous plant with ten to thirty laterals besides the large central spike. Topaz-rose or rose-pink. Packet, 25c.

Calliopsis, Golden Crown—Enlarged type All-America 1938. Some come with extra rows of petals, and all on long, wiry stems. Packet, 15c.

Aster, Rose Marie—An Early Giant wilt-resistant China aster. Its long, clean, stout stems make it fine cutting material, and the rose-pink, fluffy blooms make a gorgeous sight in any garden. Pkt., 25c.

Scabiosa, Heavenly Blue—A very early flowering and exceptionally free variety of lovely azure-blue. Plants are dwarf uniformly bushy and loaded with short, wiry stems. Flowers are double. Pkt. 25c.

Petunia, Apple Blossom—Lovely shade of light apple-blossom-pink, the throat veined with a contrasting deeper pink. Giant Fringed. Packet, 25c.

Petunia, Giants of California Supreme Florist Strain—Blooms are unbelievably large, 5 to 7 inches, very heavily ruffled, in shades of pink, rose and salmon rose, all with light, richly veined throats. Comparatively early. Pkt., 25c.

Verbena, Brightness—New cerise scarlet with boldly contrasting white eye. Semi-compact plants spread 15 inches to 18 inches. Packet, 25c.

Petunia, Hollywood Star—Five-pointed, star-shaped flowers of rose pink with creamy yellow throats. Fast growing. Packet, 15c.

Marigold, Limelight—If you have loved Dixie Sunshine you will want to plant Limelight. Very similar, but pale primrose-yellow. Stronger growing and the foliage is a deeper green. Packet, 25c.

Scabiosa, Imperial Giants, Blue Moon—Strictly different from any other Scabiosa. The double flowers resemble an old fashioned bee-hive in shape. Rich, deep lavender blue—a most unusual shade. Upright, tall plants, 42 to 48 inches high. Strong, wiry stems, ideal for cutting. Retains color indoors. 1939 All-America. Packet, 25c.

Scabiosa, Rosette—Very large flowers of deep rose suffused with salmon. Long stems. Packet, 15c.

Ageratum, Midget-Blue—Only three to four inches tall and one of the most compact dwarfs ever seen. Its azure blue coloring will find a place in many hearts. Packet, 25c.


Pansy, Coronation Gold—A large, lightly ruffled and scented variety. 1938 All-America. Packet, 25c.

Hollyhock, Indian Spring—A new type that is attracting much attention. Semidouble and double fringed flowers in shades of pink, on 4 to 5 foot plants. 1939 All-America. Packet, 15c.


Petunia, Glow—Dazzling new carmine red, dwarf bushy growth. Flowers measuring more than 2 inches in great profusion on dwarf plants. Packet, 25c.

Sweet Pea, Spring Flowering Rose Pink—Something entirely new in sweet peas—a variety resistant to heat. Matures between the Early flowering varieties and the Summer flowering. A tall grower with long stems—free blooming. Packet, 25c.


1941 ALL AMERICA Selections




PETUNIA, Radiance—Brilliant, rich rose of cerise color with brown veined yellowish throat, 1 3/4" to 2". Very early. Pkt. 25c.



MARIGOLD, Spry—Most profuse-blooming. Extremely dwarf and compact. 1 1/2" flowers, clear yellow crested center, with mahogany-red guard petals. Blooms in 9 weeks. Pkt. 25c.



MARIGOLD, Goldsmith—Giant Chrysanthemum-flowered golden orange. Extra large double flowers; early and free-blooming on strong bushy plants. Pkt., 25c.



PHLOX, Rosy Morn—Gigantea single, annual phlox of brilliant rose with a white eye. Extra large flowered. Early, free blooming. True and uniform. 12" tall. Packet, 25c.



PETUNIA, First Lady—Exceptionally dwarf. Large 2 1/2" flowers of beautiful light or bluish pink in profusion all season. Uniform, compact 12" plants. Packet, 25c.



ZINNIA, Black Ruby—Deep velvety Pompon zinnia. 1 1/4" flowers on long stems and quite true. Effective with lighter colors. Packet, 25c.

KEY TO THE SYMBOLS

The Symbols after the name of each flower give you the following information:

- (a)—Annual
- (b)—Biennial
- (hp)—Hardy Perennial
- (hhp)—Half-hardy Perennial
- (tp)—Tender Perennial
- Suited to Full Shade
- ◆—Suited to Semi-shade

AGERATUM (a)

Free-flowering, easily grown, for bedding, edging or cutting. Blooms early summer to frost.

Blue Cap—New, dwarf, 6-inch. Good for edging. Wonderfully rich, deep blue. Packet, 15c.

Blue Perfection—Compact growth, 9 inches. Purple to dark blue.

Midget Blue—Extremely compact dwarf, 3 to 4 in. tall, with charming azure blue blooms. 1940 All America. Packet, 25c.

Fairy Pink—Salmon pink blossoms when plant is only 1½" to 2", continuing until plant reaches its 5-inch maximum height. (See page 9 for color illustration.) Packet, 25c.

ACROCLINIUM (a)

Daisy-like flowers with strawy petals of silky appearance. Nice to dry for winter bouquets.

Double Mixed—Mixed colors. Cut when in bud for drying.

ALYSSUM (a) (hp) ◆

Blooms throughout season and has delicate fragrance. Perfect for edging or ribbon planting.

Carpet of Snow (a)—Finest edging plant; a continuously blooming snow-white ribbon in the border. 4 inches.

Lilac Queen—A dwarf, compact variety of deep lavender-lilac.

Little Gem (a)—Graceful dwarf plant, about 6 inches. Clouds of honey-scented white blooms.

Saxatile (hp)—Compact 9 inch plant; golden yellow flowers.

AMARANTHUS (a)

Tall, robust, showy colorful foliage plant. Likes hot sunny sites, lean soil, and plenty of room.

Tri-color (Joseph's Coat)—Inner foliage bronze, outer gold and scarlet.

ANCHUSA

Blue Bird (a)—◆—Sprays of vivid indigo blue, forget-me-not like flowers. 15" plants are compact, showy. Blooms all summer.

BABY'S BREATH—See Gypsophila.

ASTERS (a)

The mainstay of the garden in late summer. Need rich new soil and good sun. Most are now wilt-resistant. 1½ to 2½ feet.

American Branching—Mixed and Separate Colors—Crimson, Deep Blue, Heart of France, Lavender, Rose Pink, Purple, White.

Enchantress—New wilt-resistant improvement of the Crego type, with long petals curled back and somewhat entwined. Pleasing pink with undertone of rich salmon. All-America, 1938. Pkt. 15c

Giant Comet Illusion—Fine creamy salmon-pink color. Wilt-resistant. Packet, 15c.

Giant Comet—Mixed.

Early Giant (China) Light Blue—Wilt-resistant. Enormous, lacy, clear light blue; a glorified Giant Crego. 3-foot branching plants produce an abundance of 5-inch flowers with curled and interlaced petals. All-America Medal for 1939. Packet, 25c.

Improved New California Giants—Mixed and in a variety of colors. Robust growth, long stems. Packet, 15c.

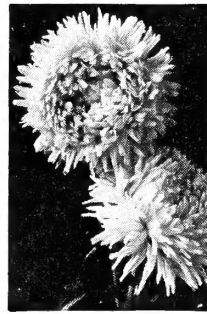
Queen of the Market—Early blooms. Spreading. 16 inches high. Mixed colors.

Sunshine—All colors. Packet, 15c.


Super Giant El Monte—Lively crimson curling, interlaced petals. Wilt-resistant. All-America 1936. Packet, 15c.



ASTER
Sunshine



ASTER
Peony Flowered



BALSAM
Bush Flowered

All Flower Seeds

10¢ PER PACKET

EXCEPT WHERE OTHERWISE NOTED

ANTIRRHINUM (a) ◆

Snapdragon

Sow early. They germinate slowly. Keep seed pods picked and they bloom all summer.

Maximum Giant—Rust-resistant. Surpass all others for wealth of flower-spikes. Tall plants with 8 to 12 inch spikes of massed color and gorgeous form. Each plant bears many spikes. Grow this strain if you have had difficulty with snapdragons. All colors. Packet, 15c.

Majestic (Giant-Flowered Semi-Tall)—Flowers as large as the Maximum Giant type, but plants semi-tall. Rust-resistant. (See Front Cover for color illustration) Packet, 15c.

Half-Dwarf or Intermediate Large-Flowered (also known as "Bedding")—Blooms almost as large as the Giant types but plants only 15 to 18 inches. Packet, 15c.

Dwarf—Small, very compact plants. Mixed.

All of the above in a wide range of colors—White, Pink, Salmon-rose, Golden Yellow, Scarlet, Golden Orange—or in mixtures.

Rosalie—1940 All-America. Rust-resistant. Vigorous plants, producing 10 to 30 laterals beside the central spike. Delightful topaz-rose shades. Packet 25c.

AQUILEGIA (hp) ◆

Columbine

Easily grown from seed. Sow in flats in early summer, transplant to bed in early fall. Prefers light shade and fairly rich soil. Blooms in spring and early summer in a wide range of both brilliant and pastel colors. 2 to 4 feet.

Long Spurred—Mrs. Scott Elliott's—Extremely large flowers and spurs and a wide range of pastel colors.

Double Mixed.

BACHELOR'S BUTTON or CENTAUREA (a)

Cornflower

Hardy, thistle-like flowers, bloom from early summer until hard frost. Pinch back to encourage branching.

Jubilee Gem—Dwarf, compact growth, double, with dark blue blossoms. 12 in. Fine cut flower.


Blue—Universal favorite.

Mixed—Blue, white, maroon, pink, red.

BALLOON VINE (a)

Love-In-A-Puff

Quick-growing, hardy climber. Delicate foliage. An ideal cover for fences. Seedpods resemble balloons. Grows 10 to 15 feet.



DIDISCUS
Queen Anne's Lace Flower

BALSAM (a) ◆

Lady Slipper

A favorite old time annual. Hardy, bushy plants 18 inches high. Wants partial shade and plenty of moisture. Flowers on short stems, sometimes 2" across. Blooms for sixty days. Sow late, keep watered.

Double Mixed—Wide color range.

Bush Flowered—A free-flowering bushy plant covered with blooms—wide color range.

BEAN (a) Scarlet Runner

Edible scarlet and purple bean. Quick growing, bearing large sprays of scarlet colored pea-like flowers.

BLANKET FLOWER—See Gaillardia.

BLUE LACE FLOWER

Didiscus

Exquisitely dainty clusters of lavender-blue flowers that look like tiny parasols.

BRACHYCOMBE (a)


Swan River Daisy

Most of the summer this dwarf-growing annual is covered with a mass of dainty blooms that resemble small cinerarias. For small beds, edgings or pot culture. Plants 12 inches tall.

BURNING BUSH or FIRE BUSH—See Kochia.

MARIGOLDS

The Amateur Gardener's Best Friend




NIEREMBERGIA HIPPOMANICA (Dwarf Cup Flower). An abundance of showy little flowers, easy to grow. Pkt. 25c



AGERATUM, Fairy Pink. (Floss Flower). Blooms from early summer to frost. Ideal for borders or beds. Pkt. 25c

PHLOX DRUMMONDI, Salmon Glory. 1939 All-America Medal Winner. Unusually large blooms. Pkt. 25c



MARIGOLD, New French Dwarf Double Harmony Hybrids. All the fine features of Harmony with a wide new range of colors. Pkt. 15c

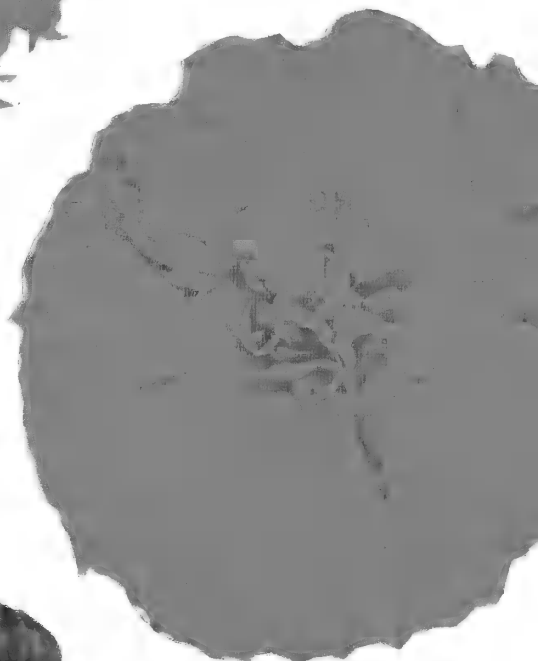


MARIGOLD, Dwarf Royal Scot. All double. Uniformly dwarf, bushy plants, rather early bloom. Pkt. 15c

MARIGOLD, Early Sunshine. New strain of well-known Dixie Sunshine. Very early flowering. Blooms in 15 weeks. Pkt. 15c



MARIGOLD, Burpee's Gold. Sweet-scented variety with large double blooms. Pkt. 10c



MARIGOLD, French Tall Single Ferdinand. One of the gayest of the new flowers. Medium size blossoms, very long stems. Pkt. 25c

CALENDULA (a)

Pot Marigold

Grows anywhere. Stands drought and heat. Plant breeders have vastly improved this old-fashioned favorite. Flowers from early summer to frost.

Campfire Improved—Huge 4" double flowers of deep orange. Heavy stems. (See page 12 for color illustration.) Packet 15c.

Orange Fantasy—Distinctive, new, rather dwarf and heavily foliaged. Flowers delightful orange with seal-brown crest of petals. 1938 All-America. Pkt., 15c.

Orange King—Extra fine, dark color. Large bloom.

Orange Shaggy—A new type with fringed and lacinated orange blooms of brilliant color.

Sunshine or Chrysantha—Fine, loose petals of unforgettable buttercup yellow. Plants are tall and bloom freely. All-America.

Mixed—A profusion of orange and yellow shades.

CLARKIA (a)

Graceful, erect, bushy plants, bearing many rosette-like delicately colored flowers, set along the stems. Good cut flower.

COBAEA

Cathedral Bells

Scandens (Cup-and-saucer-vine) (hhp)—Violet-colored bell-shaped flowers. Rapid growing vine, clings to brick, screen or other rough surfaces.


COLEUS (a) ♦

An excellent foliage plant that does well indoors, and can be transplanted outdoors when warm weather comes. Unexcelled for borders and window boxes. Variegated leaves in shades of green, red, and yellow. Pkt. 15c.

COCKSCOMB—See Celosia.

COLUMBINE—See Aquilegia.

CLOVER STRAWFLOWER—See Globe Amaranth.



Cynoglossum Firmament

CUPHEA (a)

Firefly—A delightful new discovery. Dwarf, compact, showy plant. Small, delicately formed fiery red flowers, for border, pots or window boxes. Pkt. 25c.

All Flower Seeds

10¢ PER PACKET

EXCEPT WHERE OTHERWISE NOTED

CALIFORNIA POPPY—See Eschscholzia.

CALLIOPSIS (a) Tickseed

A gay annual in bright varied combinations of yellows, orange, browns, and maroons. Long wiry stems for cutting. Easy to grow; bloom all summer. 2 feet.

Golden Crown—Enlarged type of orange-yellow or gold. All-America 1938. Packet, 15c.

Dwarf, Mixed—Ideal for edgings, rock gardens, or cut flowers.

Tall, Mixed—Finest large and small-flowered varieties.

CAMPANULA (a) Canterbury Bells

A brilliant old time favorite with colors ranging through whites, pinks, blues and lilac. Adaptable, but enjoys good soil, too. Sow seed early indoors.

Cup-and-Saucer Types—All colors.

Single—All colors.

Single and Double Mixed—Bloom from seed the first year—fine for late summer border. All colors.

CANARY BIRD VINE (a) ♦

Canary yellow flowers somewhat resemble a bird with half opened wings. Grows rapidly. Climbs well. Grows in shade.

CANDYTUFT (a)

Excellent in large masses. Grows quickly. Successive plantings about every two weeks assure continuous bloom. 12 inches.

White Hyacinth—Large spikes for border, bedding or cutting.

Umbellata, Mixed—A splendid color range.

CANTERBURY BELLS—See Campanula.

CARDINAL CLIMBER (a)

Rapid climber—sometimes to thirty feet—with fern-like foliage and a blaze of cardinal red tubular flowers. Needs full sun and rich soil.

CARNATION (a)

Spicy scented. With care and favorable conditions greenhouse quality flowers may be produced in the open garden.

Chaubaud's Giant—Double, extra large, clove-scented. Bloom 5 months after seeding. All colors.

Giant Marguerite—Highly scented, large, beautifully fringed flowers, sometimes 3" across. White, crimson, pink and striped.

CASTOR BEAN (a) Ricinus

Broad tropical leaves and brilliant colored fruits make an interesting background. Grows 6 to 15 feet. Needs good soil, ample sun and moisture.

CELOSIA (a) Cockscomb

Childsii Type—(Chinese Woolflower.) Mixed.

Flame of Fire—Pyramidal plants, branching out into candelabra shape, each branch bearing a large, almost round, fiery red head. 18 to 20 inches.

Golden Feather—Much like above but brilliant golden yellow.

CENTAUREA—See Bachelor's Button.

CHRYSANTHEMUM (a)

Favorite for fall bloom. Pleasing color range. 2 to 4 feet. **Single and Double, mixed.**

COREOPSIS (a) (hp)

These graceful, daisy-like flowers with their broad fluted petals are a "must" for every garden. Long stemmed, wonderful for cutting. Glossy, rich yellow. Long blooming season.

Mayfield Giant—(Improved form of Lanceolata Grandiflora.) One of tallest and most vigorous. Long, firm stems, large blooms.

Sunburst, Double—Packet, 15c.

CORNFLOWER—See Bachelor's Button.

COSMOS (a)

Feathery foliage and wealth of bloom through late summer and autumn. Wonderful for cutting.


Orange Flare—Outstanding All-America winner. Early flowering. Grows into a fine bushy plant four feet high. The stems are long and wiry. The petals are rich, deep orange, sometimes 2½ inches across.

Sensation Mixed—1933 All-America. Largest, and earliest of the mammoth flowering varieties. 4 feet tall, bearing flowers up to 5 inches across. (See front cover and page 12 for illustration.)

Sensation Pinkie—Bright rose-pink. Early, vigorous. Pkt., 15c.

Early Giant Singles, Mixed—5 to 6 feet.

Double Mixed—Bushy plants, long stems. Packet, 15c.



Campanula Medium



Centaurea Jubilee Gem




Cosmos Orange Flare



Carnation Chaubaud's Giant



Dahlia Unwins Dwarf Hybrids



Dianthus Laciniatus Single

CYNOGLOSSUM (a) ♦
Firmament (Chinese Forget-Me-Not)—A new dwarf type, with bushy plants and rich blue color. 1939 All America. Pkt. 15c.

DAHLIA (a)

Usually grown from roots, but interesting to raise from seed. Seed indoors. Set out after frost.
Single Mixed.
Double Mixed.



Eschscholtzia



Gaillardia



Kochia

DELPHINIUM (hp) ♦
Perennial Larkspur

Long floral spikes, in glorious shades of blue, white and pink.
Belladonna—Delightful silvery-blue. Blooms profusely. Packet 20c.

Bellamosum—Rich, intense, deep blue. Packet, 20c.

Wrexham Hybrids—Hollyhock-flowered strain. (See Page 12 for color illustration.) Packet 25c.

DIANTHUS (a) Pinks

Spicy, fragrant and showy.
Heddewigi Double Mixed.
Heddewigi Single Mixed.
Heddewigi Double and Single Mixed.

Sweet Wivelsfield—Fragrant 2 inch blooms. Bright crimson
DIDISCUS—See Blue Lace Flower.

DIGITALIS—See Foxglove.

ESCHSCHOLZIA (a) ♦
California Poppy

Reds, gold, orange, scarlet, chestnut, pink, and a full range of poppy colors. Sow seed where they are to bloom.

EUPHORBIA—See Snow-on-the-Mountain.

FOUR O'CLOCK (a)

Red, yellow, rose, white and lilac blossoms open in mid-afternoon. **Mixed.**

FOXGLOVE (b) ♦
Digitalis

These tall spires have an old fashioned charm. A wealth of brilliant color with little attention. **All colors.**

GAILLARDIA (a)
Blanket Flower

Gay, showy blossoms in orange, yellow, red and maroon, all summer. About 18 inches. Profuse bloomer.

Single and Double Mixed.

Perennial Monarch Mixed.

Indian Chief—Large, single bronze-red flowers. Packet, 15c.

GEUM (hp)

Flowers like tiny double roses, on long stems, over a tufted plant. Prized for cutting. 2 feet. **Mrs. Bradshaw, Scarlet**—Large, double, orange-scarlet.

GLOBE AMARANTH (a)

Gomphrena Everlasting
 (Clover Straw-flower.) A true bachelor's button that may be dried for winter. Thrives in pots and in the border.

GODETIA (a) ♦
Satin Flower

Rich, satiny, azalea-like flowers, suited to partial shade. Will thrive in rather poor soil. Fine range of colors. 12 inches.

Single Mixed.

Double, Mixed—Long, graceful spikes with pompom-like blossoms.

GOURDS (a)

Climbers that provide an interesting variety of singularly shaped fruits. Can always be counted on for pleasant surprises. **Ornamental Varieties**—Mixed.

GYPSOPHILA (a)
Baby's Breath

The misty bloom is excellent for cutting and adds interest to a bouquet. Easy to grow.

Rose—Pleasant blush pink.

White—A pure strain.

HELIANTHUS—See Sunflower.

HELICHRYSUM—See Strawflower.

HELIOTROPE (a)
Cherry Pie

Clusters of dark blue to deep violet flowers against dull green foliage. Rapid grower. Start early for fine flowering plants all summer; delightful fragrance.

HOLLYHOCK (a) ♦

Effects not obtainable with other plants are possible with these fine tall, showy plants. 5 to 7 feet high. Blooms from mid-summer to frost.

Indian Spring—(See page 6 for color illustration.)

Double Mixed—Full, close bloom.

IPOMOEA—See Morn. Glory.

KOCHIA (a)

Burning Bush or Fire Bush
 A close, compact, bright green pyramidal bush with moss-like foliage that turns to brilliant red in the fall. About 2½ feet, excellent hedge plant.

KUDZU VINE (hp)
Jack-and-the-Bean-Stalk

Fast-growing vine. Fine screen for porches. Rose-pink blossoms.

LADY SLIPPER—See Balsam.



Asters, Single Giants of California

LARKSPUR (a)

One of the best annuals, now much improved in form. A lovely background. Clustered flowers on tall spikes, feathery foliage. Keep faded blossoms cut.

Pink Lady.

Pink Perfection.

Blue Spire—Most desirable blue.

Dark Blue.

Stock Flowered, Mixed—Double varieties in full range of colors.

White King—Large double pure white blossoms. Long stems for cutting.

LATHYRUS LATIFOLIUS—See Perennial Sweet Pea.

LINUM (a) ♦
Scarlet Flax

Brilliantly colored. The life of the individual flower is short, but blooming season can be prolonged by successive sowings.

LOBELIA

Crystal Palace (a) ♦—Attractive little mounds of bloom, with rich, deep blue flowers and dark foliage. 4 inches. Very dwarf, long bloomer.

LOVE-IN-A-MIST (a)
Nigella

Clear cornflower-blue and white. Easily grown, free flowering, admired for its mist-like foliage and curiously shaped seed pods. **Mixed.**

LUPINE (a) ♦

Russell Lupines—Lance-like rays of brilliant colors. A new development from England. Packet, 15c.

King Lupines—Large blooms, in dark blue, sky blue, rose and white. **Mixed.**

MOSS ROSE—See Portulaca.

MOURNING BRIDE—See Scabiosa.

Gourds are Lots of Fun!

Sow where the plants are to remain, after soil is thoroughly warm. A sandy location, somewhat on the warm side, is best. Provide water for normal growth until flowers appear, but watering during the flowering period will cause dropping of flowers. Vines should be trained up, gourds allowed to hang. Do not harvest until the stems become brown and hard and pressure with the fingernail cannot dent the shell. Hang in dry place until thoroughly cured, then varnish or shellac.



Chrysanthemum Single



All Flower Seeds

10¢ PER PACKET

EXCEPT WHERE OTHERWISE NOTED

Especially Recommended

COSMOS, Sensation Mixed. Mammoth flowers up to 5 inches across. 1938 All-America. Pkt. 10c



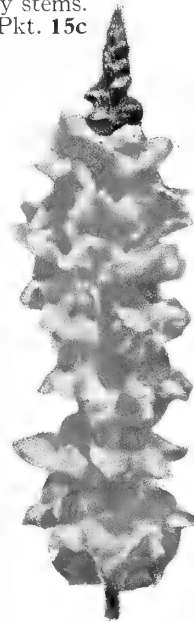
CALENDULA, Campfire Improved. Huge 4-inch double flowers. Heavy stems. Fine for cutting. Pkt. 15c




TITHONIA, Fireball. Huge flowers on bushy, woody stems. Brightest possible flower for the fall garden. Pkt. 10c

LARKSPUR, Giant Imperial. Upright Delphinium-like spikes, 3 to 4 ft. tall, closely set. Pkt. 10c


GIANT DELPHINIUM, Wrexham Hybrids, Hollyhock-flowered strain. Large double, semi-double and single blooms, closely set. Pkt. 25c



SNAPDRAGONS, Rust Resistant, Large Flowered. (above and below). Tall, dense spikes. Gorgeous range of colors. Pkt. 10c




MORNING GLORY, Scarlett O'Hara. An entirely new color. 4-in. blooms. 1939 All-America Medal. Pkt. 10c



MORNING GLORY, Heavenly Blue. Luxuriant fast growth. Probably the best of all climbers. Pkt. 10c



VERBENA, Mammoth Flowering, Mixed. Free blooming, with very large and colorful heads. Pkt. 10c



MARIGOLD (a)

When most other flowers have passed their prime, this bright colored annual is still blooming profusely. The Marigold has been improved more than any other flower family in the past few years. Blooms early and late.

Goldsmith—1941 All-America Award. (See Page 7 for description.) Packet, 25c.

Spry—1941 All-America. (See Page 7 for description.) Packet 25c.

Limelight—Pale primrose yellow. 1940 All-America. Pkt., 25c.

Harmony Type French Dwarf Double Hybrid—Completely new! All the fine features of Harmony but with a widely varied color range. (Pictured on Page 9). Crested centers with several rows of broad guard petals. Undoubtedly destined to supersede other dwarf French types. Packet, 15c.

Harmony Type French Dwarf—Center petals deep orange, flanked by velvety dark maroon-brown guard petals. Early, free blooming. 1 foot plants.

Harmony Type French Tall Single Ferdinand—Odorless. Single flowered, with a neat round, crested center, golden yellow, surrounded by a single row of broad, mahogany-red guard petals. Early blooming. (See Page 9 for color illustration.) Packet, 25c.

Burpee's Gold—Sweet-scented double blooms, extremely large, resemble glorious, deep orange Carnations. Odorless foliage. (See color illustration on page 9.)

Crown of Gold—Odorless—Chrysanthemum-flowered. All-America 1937. Short, quilled center petals, collared with flat, deep orange guard petals. Plant is branching, 2½ to 3 feet tall, flowers in mid-season. (See Front Cover for color illustration.)

Dwarf Royal Scot—Rich mahogany red flowers with gold stripes. Uniformly dwarf, bushy. Continuous, rather early bloom. (See Page 9 for color illustration.) Packet, 15c.

Early Sunshine—Dwarf and very early flowering variety of Dixie Sunshine. Bushy, 24-inch plants, with yellowish-green foliage. Blossoms 2" to 2½", with uncurved petals of lemon yellow. All-America 1939. (See Page 9 for color illustration.) Packet, 15c.

French—Long blooming, tall plants. Double, with an excellent color variety, including the interesting striped variations.

Gigantea Sunset Giants—Odorless. Double, beautifully formed flowers frequently 7½ inches across. Range from primrose through yellow to deep orange. Packet, 15c.

Golden Glow—New, odorless. Flowers grow 2½ inches across, in clusters of 5 to 10. Bloom in 17 weeks from seed. Packet, 25c.

Guinea Gold—Magnificent, tall brilliantly golden flower, with carnation-like petals.


Orange Supreme—Perfectly double, very large, intense orange, peony-like flowers on long stems.

Red and Gold Hybrids—Some of these blossoms are solid red, others a delightful combination of red and gold. They vary in color according to season, and even in different flowers on the same plant at the same time. Packet, 25c.


Yellow Supreme—New, sweet scented, pure yellow blooms nearly three inches. Keeps a week to 10 days when cut.



HELICHRYSUM
(Strawflower)



GODETIA
(Satin Flower)



PANSY
Swiss Giants

MIGNONETTE (a)

(Sweet Scented)—An old, old, favorite returns to popularity. Long blooming, ideal for cutting.

MOON FLOWER (a)

A vine unsurpassed for size of flowers. White blossoms. Fragrant in evening. Plant in a sunny position.

MORNING GLORY (a)

Ipomoea

Rapid, annual climbers, with dense foliage. Wide range of colors.

Heavenly Blue—Quick-growing, vigorous climber with extremely large blue flowers. Long blooming season. Best of all varieties. (See page 12 for color illustration.)

Scarlett O'Hara—1939 All-America that promises to reign for many seasons to come. Rich, wine-red, or deep rosy crimson—an entirely new color. Blossoms about 4 inches, freely produced on fast growing vines. (See page 12 for color illustration.)

Imperial Japanese—Wide color range through blues, reds and purples.

All Flower Seeds

10¢ PER PACKET

EXCEPT WHERE OTHERWISE NOTED

NASTURTIUM (a) ♦

Thrives in soil other plants would scorn. Vivid color, on firm stems.

Double Glorious Gleam Hybrids—Sweet scented blossoms, long stems. Of compact habit with short runners. Wide variety of colors. (See Page 15 for color illustration.)

Dwarf Mixed—Compact, gem-like plants in many colors.

Golden Gleam—Fragrant, double, gleaming gold blossoms.

Golden Globe (Dwarf Double)—Color like Golden Gleam. Bushy plants, free-flowering.

Gem (Dwarf Double)—Ideal for edging or window boxes. Balanced range of bright colors.

Scarlet Gleam—Fiery red.

Tall, (Trailing) Mixed—Wonderful for covering fence, trellis, or to droop from window boxes.

NEMESIA (a)

Dwarf, free-blooming, showy plants for edgings, borders and rock gardens. Does best in cool weather.

Finest Mixed.

NEMOPHILA (a)

Baby Blue Eyes

Dwarf, spreading plants, very showy as ground cover or in low beds. Sky blue flowers shading lighter toward center.

NIEREMBERGIA HIPPOMANICA (a)

Dwarf Cup Flower

An abundance of small, cup-shaped blooms of clear lavender-blue. (See page 9 for color illustration.) Packet, 25c.

NICOTIANA (a) ♦

Long tubed, petunia-like blossoms pour rich, spreading fragrance over the garden every morning and evening.

NIGELLA—See Love-In-A-Mist.

PAINTED TONGUE—See Salpiglossis.

PANSY (a) ♦

Start early indoors and transplant after danger of frost. Plant outdoors early for late blooming.

Giants Mixed—The richest colors and markings. Pkt. 20c.

Swiss Giants—Long stems, especially suited for cutting. Packet, 50c.

Coronation Gold—See Page 6. All Colors, Mixed and in Various Individual Colors.

Pansies succeed best in a sunny position, and in rich, well drained soil. They produce their finest blooms in the cool, early days of spring. If you keep flowers picked and plants pinched back in summer, you will get nice flowers again in fall.

PERENNIAL LARKSPUR—See Delphinium.

PERIWINKLE—See Vinca.

PETUNIA (a)

Apple Blossom—See Page 6.

Balcony Petunia—Produce long spreading plants. Good for window boxes, or where an overhanging effect is desired.

Balcony Red, White, Rose, Mixed.

Balcony Blue, Packet, 15c.

Burgundy—Large purple carmine flower with white throat and violet tube. Packet, 15c.

Dainty Lady—Fringed delicate yellow blooms, tinged gold and deeper cream on compact plants. Packet, 20c.

All Double Giant Fringed Mixed—Very large and extremely double—very showy. Packet, 50c.

First Lady—1941 All-America Award. (See Page 7 for description.) Packet, 25c.

Flaming Velvet—Dark blood-red flowers. One of best of recent novelties. (See Front Cover for color illustration.) Packet, 15c.

PETUNIAS (Continued)

Giants of California—Largest single flowering Petunia. Ruffled 5 to 7 inch open-throated flowers in beautiful light rose and pink shades. Packet, 15c.

Giant Single Fringed—(See Front Cover for color illustration.) Packet, 25c.

Glow—See Page 6.

Hollywood Star—See Page 6.

Ladybird—New, compact, dwarf of deepest rose, with faint veins of a darker color towards the throat. 1939 All-America Selection. Packet, 25c.

Martha Washington Dwarf—9 inch plant forms a perfect ball almost entirely covered with lovely large, frilled flowers. Bluish-pink edges with strong wine-red veins, dark violet throat. Pkt. 25c.

Rose Gem—Bright rose. Neat, compact 6-inch plants. (See Front Cover for color illustration.) Packet, 15c.

Rose of Heaven—Velvety violet.

Salmon Supreme—Dwarf bedding Petunia, distinctly new, with light salmon flowers, white throated. Plants are bushy, 12 inches high and bloom profusely over a long season. 1938 All-America. Packet, 15c.

Radiance—1941 All-America Selection. (See Page 7 for description.) Packet, 25c.

Single Bedding, Mixed—Collection of all the desirable colors.

Twinkles—Masses of small, brilliant rose flowers starred and marked pure white. Very compact. Packet, 15c.

PHLOX (a) ♦

Phlox thrive in almost any kind of soil, and flower freely during the entire summer.

Drummondii, Mixed—Large, individual blossoms and heads—a mixture of all the brilliant colors, and whites.

Drummondii—in individual shades.

Dwarf Mixed—Compact, symmetrical plants. 6 to 8 inches.

Gigantea Art Shades—Very large flowers, in many lovely pastel shades. Packet, 15c.

Rosy Morn—1941 All-America Selection. (See Page 7 for description.) Packet, 25c.

Salmon Glory—1939 All-America Selection. This huge flowered variety has soft, rich salmon-pink florets, with wide, creamy-white eyes. About 10 inches high and is prolific bloomer. (See Page 9 for color illustration.) Packet, 25c.

POPPIES (a) (hp)

Poppies will grow freely in almost any garden soil. Equally good in clumps or beds.

California—See Eschscholzia.

Double Mixed (a)—Large, double flowers in pastel colors.

Emperor—Iceland Poppy, extremely large flowered, brilliant orange. (See Page 15 for color illustration.) Packet, 20c.

Iceland Mixed (hp)—Bright green, delicate, fern-like foliage. Abundant blooms first year.

Single Mixed (a)—

Shirley Mixed (a)—Ruffled edges, large blooms. Scarcely any two flowers alike.



Vinca Rosea

SCARLET FLAX—See Linum.

SCARLET RUNNER—See Bean, Scarlet Runner.

SNAPDRAGON—See Antirrhinum.

SCHIZANTHUS (a)

Butterfly-flower or Poor-mans-orchid

Flowers like tiny butterflies in pastel shades with dainty markings. Bushy plants with finely lacinated foliage.

SHASTA DAISY (hp)

White single blossoms with yellow centers. Long stems. Blooms freely.

SNOW-ON-THE-MOUNTAIN (a)

Euphorbia

The foliage is beautifully edged with white. Excellent for cutting.

STATICE (a)


Sea Lavender

Masses of dainty flowers in large panicles, giving a mist-like effect. The flowers when dried last for months.

STRAWFLOWER (a)

Helichrysum

Handsome when growing outdoors, and when dried make brilliant winter bouquets for the house. Amazing assortment of soft and vivid colors. **Mixed.**



STOCKS (a)

One of the most abundantly blooming annuals.

Ten Week Stocks—Double rosette-like blossoms on fine sturdy stems in a brilliant range of diverse colors. May be potted, and taken indoors before frost.

Evening Scented—Pleasant fragrance, excellent range of colors.

Beauty Mixed.



Stock Dwarf Ten Week

SUNFLOWER (a)

Helianthus

Unsurpassed for backgrounds, or general coverage of unsightly places. **Tall** or **dwarf**, **single** and **double.**

SWAN RIVER DAISY—See *Brachycombe.*

SWEET WILLIAM (hp) ♦

Free flowering with beautiful large heads of bloom. Rich, fine colors. **Single** and **Double,** mixed.

SWEET PEAS (a)

These lovely garden favorites need well-fertilized soil. Water frequently on warm days.

Ruffled Giant Early Flowering Spencers—Developed particularly for outdoor planting during winter months in the warmer climates, but also used in cooler areas where they bloom 2 to 3 weeks earlier than the summer flowering but not so continuously. (Mixed, and in a variety of colors.)

Ruffled Giant Late Flowering Spencer—Unusually delicate coloring. Perfectly formed, vigorous. **In various individual shades and mixture.**

Perennial Sweet Peas. (*Lathyrus Latifolius*)—Sturdy vine with luxuriant pea-like foliage, bearing large clusters of waxy, handsome flowers. Well adapted to scrambling over rocks, but can be trained to a support.

TICKSEED—See *Calliopsis.*

PORTULACA (a)

Moss Rose

Thrive in a sunny location and in light soil. Unforgettable display of colors. Fine for mass plantings, edgings. **Single** and **Double Mixed.**

POT MARIGOLD—See *Calendula.*

RICINUS—See *Castor Bean.*

SALPIGLOSSIS (a)

Painted Tongue

Large, lily-like flowers, velvet-textured, in many bright colors. 2½ to 3 foot plants, blooming from June until frost. Likes a sunny location. **Mixed.**

SALVIA (a)

Indispensable for bringing rich brilliant color into the garden. **Bonfire**—Brilliant red flower spikes on round, symmetrical plants. Rather dwarf.

SATIN FLOWER—See *Godezia.*

SCABIOSA (a)

Mourning Bride

Dense heads of exquisitely colored, irregular flowers. Fine long stems. An invaluable flower for cutting—keeps almost a week.


Imperial Giants, Blue Moon—(See page 6.)

Rosette—(See page 6.) **Mixed.**

ZINNIAS



ZINNIA, Fantasy Mixed.
Pkt. 10c




ZINNIA, Howard's Giant Crested. New! Blossoms 4 to 5 inches diameter. Magnificent shades of orange, orange scarlet, yellow, rose, maize and crimson. Pkt. 25c



ZINNIA, Linearis. Interesting Zinnia of dwarf habits. Hundreds of flowers at a time. Pkt. 15c



ZINNIA, Lilliput Pastel, Mixed. A very pretty, small-flowered Zinnia. Lovely soft shades. Pkt. 15c



ZINNIA, Scabious Flowered Mixed. Medium-sized flowers. Pkt. 15c





ZINNIA, Mexicana. Small, showy blooms, in an unusual and distinct range of colors, dwarf plants. Pkt. 10c

POPPY, The Emperor. For a showy, brilliant effect. Very hardy. Pkt. 20c

NASTURTIUM, Double Glorious Gleam Hybrids. Variety of colors. Pkt. 10c

SALVIA, Bonfire. (Scarlet Sage). Rich, brilliant color. For bedding, borders, or individual specimens. Pkt. 10c



TITHONIA (a) FIREBALL

Dazzling scarlet, large single flowers. Plants are very tall, but neat. Brightest possible flower for fall. (See Page 12 for color illustration.)

VERBENA (a)

Favored alike for cutting and for display. Free blooming, with very large and colorful heads.

In a wide variety of individual shades and mixtures. (See Page 12 for color illustration.)

Brightness—See Page 6.

Blue Sentinel—Unusual, rich navy blue medium sized florets and trusses. 10 to 12-inch compact plants. 1939 All-America Medal. Packet, 25c.

Mammoth mixed and in a variety of individual shades.

VINCA (a) Periwinkle

Very ornamental bedding plant. Long flowering, with brilliant green foliage. **Mixed.**

VIOLA (a) Baby Pansy

Free-flowering. Good for rockery. Resemble pansy, although smaller. **Mixed.**

WALLFLOWER (hhp)

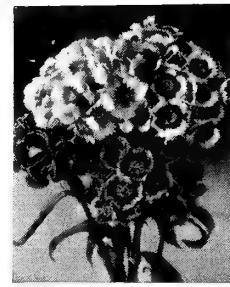
A lovely early spring bloomer. The fragrance is very pleasing, and the blossoms develop startling colors. **Mixed.**

WILD FLOWER MIXTURE

Splendid mixture of old fashioned garden flowers, various kinds and colors for interesting border planting.



Aquilegia



*Sweet William
Single*



*Acroclinium
Double Hybrids*

ZINNIA (a)

Black Ruby—1941 All-America Selection. (See page 7 for description.) Packet, 25c.

Dahlia Flowered (Mammoth)—Pastel color and almost perfect dahlia-like form. 6-inch blooms. (See Front Cover for color illustration.) **Mixed.**

Crown of Gold—Petals deep golden yellow at the base, with individual colors at tip. Packet, 15c.

Fantasy Mixed—New. Great masses of shaggy ray-like, twisted petals. (See page 15 for color illustration.) Packet, 15c.

Fantasy Star Dust—Clear, golden yellow, Fantasy Type. Pkt., 15c.

Fantasy Wildfire—Rich, dazzling scarlet. Sow seed where plants are to bloom. Packet, 20c.

Fantasy White Light—One of the whitest of all Zinnias. Curled and crested petals, bushy plants. 2½ to 3 feet. Packet, 15c.

Giants of California (Mammoth)—A magnificent strain of huge blossoms. **Mixed.**

Howard's Giant Crested—New! Gorgeous blossoms average from 4" to 5" in diameter, with full rounded cushiony center surrounded by broad guard petals. Colors are charmingly bright and fresh—orange, orange scarlet, yellow, rose, maize and crimson. (See Page 15 for color illustration.) Packet, 25c.

Lilliput Pastel Mixture—Tiny Zinnias that can be used for edging and as cut flowers. (See Page 15 for color illustration.) Pkt., 15c.

Lilliput (Pompom)—Straight-stemmed midget. **Mixed.**

Linearis—One of the most interesting and unusual newer dwarf Zinnias. Single, golden-orange flowers, lemon yellow stripe through each petal. Brown centers. (See page 15 for color illustration.)

Midget Tom Thumb—All the best and most desirable Zinnia shades. Bushes 6" to 10" high, and the tiny blooms are perfect doubles.

Navajo Mixed—Bi-colored, gaillardia flowered favorite. Medium-sized flowers in a wonderful range of colors. 2½ to 3 foot plants, free blooming. 1938 All-America Selection. Packet, 15c.

Scabious Flowered—An interesting new Zinnia resembling a Scabiosa. Large semi-globular crown, surrounded by a fringe of petals. (See page 15 for color illustration.) Packet, 15c.

Mexicana—Miniature yellow orange, and mahogany—frequently variegated. Some blossoms are single and some double. (See Page 15 for color illustration.)

If there is some rare or unusual flower variety you can't find listed in this book . . . just ask us for it. We'll get it for you!

FOR BETTER FLOWERS from Seed

PRACTICAL HINTS ON AN IMPORTANT SUBJECT

WHEN AND HOW TO TRANSPLANT—When the plantlets have fully developed their second pair of leaves, or "true" leaves as they are called, it is best to transplant them either to flats about three inches deep or to small pots. Remove them from the seed bed gently to damage the roots as little as possible and plant somewhat deeper than they originally grew, so that the stems will be well supported.

A good procedure, to assure the largest possible root surface, is to cut the soil at right angles with a sharp knife from top to bottom and transplant with the soil.

Be sure to make the hole—with the forefinger or a small stick—sufficiently large to take the roots in a natural position without crowding. With the tips of the thumbs and forefingers press the soil very firmly about the roots—not merely against the stems on the surface.

HOW TO FEED SEEDLINGS—When the seedlings have reached the stage of transplanting they require more plant food than they had in the seed flat mixture. Mix one teacupful of complete fertilizer with each bushel of soil mixture to make it fertile. One bushel of soil will take care of a great many plantlets.

TEMPERATURE AND LIGHT—The transplanted seedlings should be kept at a temperature of 45 to 50 degrees. If they are kept near a window, turn the boxes each day, otherwise the plants will lean towards the light and grow lopsided or spindling.

THE RIGHT SOIL—Soil should be comparatively light in texture and preferably not too rich in plant food. One-third garden loam, one-third peat moss and one-third sharp sand will grow healthy seedlings. The root systems made by the plants in a soil mixture after this formula are truly wonderful.


WHEN RE-POTTING IS NECESSARY—As the little plants grow they may need to be shifted to larger pots to keep them in good growing condition up to the time the weather permits their being planted outdoors. This transplanting should be done when the roots have formed a mat around the inside of the pot. Usually it is best to change to a pot only one or two sizes larger than that in which the plant has been growing. As before, the plant should be kept from wilting as much as possible for the first few days after being repotted.

SLOW PERENNIALS—Some perennial seeds are slow to germinate, so if the seeds don't sprout within a week or so, don't be worried. That is, don't be worried if you have faithfully followed directions.

Selected **BULBS** For Spring Planting

Gladiolus

Jane
Cowl



SEE NEXT PAGE
FOR DESCRIPTIONS

DAHLIAS

Crowning glory of the late summer and fall. No other flower can compare with them for immense blooms of glowing color.

All our dahlias are free blooming, with big, beautiful flowers on strong stems.

POMPOM DAHLIAS

Charming "button" dahlias that justly deserve a place in every garden. They grow freely, require little care, but reward you with a wealth of gorgeous cut flowers summer and fall. In many shades.



CANNAS

For the most spectacular bed or border in your garden, plant cannas!

The huge, free-flowering plants give you a brilliant display from early summer until frost.


We offer a careful selection of varieties and colors.



Betty Nuthall



Golden Dream





Dr. F. E. Bennett



Minuet

Picardy

Giant Nymph



Charles Dickens

Choice of all the GLADIOLUS

(See preceding page for color illustrations.)

Albatross—New giant pure white on tall spike of good standing.

Betty Nuthall—Salmon pink, with yellow throat markings. Florets of fine texture on large, strong spikes.

Bagdad—Very large, smoky old rose, lighter throat, 5-6 florets open at a time on tall, straight spike.

Charles Dickens—Strong growing bright, radiant purple. Many blooms open at a time. Perfect placement.

Commander Koehl—Fine red. Tall spike. Florets very large, of dark scarlet without markings.

Dream of Beauty—Large rose-red. Tall, strong grower.

Dr. F. E. Bennett—Fiery orange-scarlet. Very large flowering, many open.

Golden Dream—Pure, clear, golden-yellow flowers of medium size on very tall stems, many open at one time.

Giant Nymph—Lovely, light salmon-pink suffused with creamy yellow in the throat. Giant flowers. One of the best.

La Paloma—Gorgeous, vivid orange with inconspicuous white spearhead in throat. Large flowers; tall spike.


Maid of Orleans—A beautiful milky white, with light cream throat. Tall spike with 6-8 perfectly placed florets.

Margaret Fulton—Clear rich soft dark salmon of a clear and distinctive shade. 6-8 well placed medium size blooms.

Minuet—Beautiful, clear light lavender, very large flower of heavy substance. Considered by many the best lavender.

Paul Pfitzer—Brilliant rich reddish purple flowers with a striking velvety sheen. Good grower.

Picardy—Immense spikes of rich apricot-pink blooms. Individual florets are extremely large, slightly ruffled and of wax-like appearance.



Lily—Henryi

LILIES

Auratum—The gold-banded Lily of Japan. Flowers from 8 to 10 inches in diameter. White, chocolate crimson spots, with a gold band on each petal.

Rubrum—A hardy, beautiful Lily. Flowers are white, flushed pink, and spotted carmine.

Regal—Trumpet shaped, white flowers, slightly pink tinged. Canary yellow centers. Very hardy.

Henryi—Rich apricot to orange-yellow. Stalks 5 feet or more carry many huge flowers on each.

Phillipine—Flowers often as much as 6 or 7 inches long. Fragrant, elegant, and graceful. White, slightly marked with reddish-brown.

Tigrinum—Easiest to grow, and best known of all Lilies. Orange-red flowers, spotted purple.

Calla Lily—Rich, lustrous, golden-yellow flowers, with creamy white spots. Distinctive, dark green foliage.

TUBEROSES

One of the most fragrant of all flowers. Tall spikes of double waxy blooms borne on tall stems. One of the loveliest flowering bulbs. Spear-shaped, grass-like foliage. Annual replacement frequently advisable.

PEONIES AND IRIS

We offer an excellent selection of finest Peonies and Iris in new varieties and old favorites. Our Peonies may be planted in the spring and will do well the same year.



*Peony
Baroness Schroeder*

CANNAS

King Humbert—Gigantic flowers, brilliant orange scarlet, with bright red markings. Bronze leaved. 5 feet.

Yellow King Humbert—Golden-yellow, dotted red. Green foliage. 4 feet.

President—Easily the best red canna. Immense flowers of rich, intense scarlet. Green foliage. 4 feet.


Hungaria—The best true pink canna. Large flower trusses; green foliage. 3½ feet.

Wintzer's Colossal—Largest flowering canna. Vivid, blazing scarlet. Green foliage. 5 feet.

CALADIUM

Fancy-Leaved Caladium—Few summer foliage plants can equal the fancy leaved Caladiums for rich, beautiful color and dramatic effect. Semi-tropical bulbs.

Elephant's Ear—One of the largest ornamental foliage plants for beds and borders. The huge green leaves give a most unusual effect.



Collarette Dahlia

Incurved Cactus Dahlia

DAHLIAS

Avalon—A great Dahlia of fine form, bright golden-yellow. Bushes well and blooms freely.

Jersey Beauty—Supreme among pink dahlias.

Jane Cowl—Deep, massive blooms, buff and old gold petals curled and twisted.

Mrs. I. De Ver Warner—Large blooms, old rose suffused lilac.

Jersey Beacon—Chinese scarlet with a lighter reverse. Long, strong stems.

Thomas A. Edison—Gorgeous blooms of rich royal purple.

Kentucky—Salmon pink with yellow and gold blend.

Monmouth Champion—Immense, brilliant orange flowers on perfect stems.

White King—Magnificent large blooms of purest snow-white.

Pompon Dahlias—Charming "button" dahlias that grow freely, require little care but reward you with a wealth of gorgeous, cut-flowers summer and fall. In **mauve, pinks, red, white, bronze, yellow.**

PLANTING GUIDE—For Flowers and Vegetables

VEGETABLES

	Seed Required for 50 Ft. of Row	Distance Between Rows (Inches)	Distance Apart in Row (Inches)	Depth of Planting (Inches)	Approximate Yield per 50 Ft. of Row	Seed Required for Family of 5
Asparagus	½ oz.	14 to 24	3 to 6	1	25 lbs.	½ oz.
Beans, Bush	½ lb.	24 to 30	2 to 3	1½ to 2	20 qts.	2 lbs.
Beans, Bush Lima	½ lb.	18 to 24	2 to 3	1	32 qts.	1 lb.
Beans, Pole	½ lb.	36 to 48	6 to 8	1½ to 2	30 qts.	1 lb.
Beans, Pole Lima	¼ lb.	36 to 48	6 to 8	1½ to 2	1¼ bu.	1 lb.
Beets, Table	½ oz.	14 to 24	3 to 4	½ to 1	1¼ bu.	2 oz.
Beets, Mangel	½ oz.	20 to 28	3 to 4	1		
Broccoli, Heading	⅛ oz.	24 to 30	24	½	50 head	1 pkt.
Brussels Sprouts	⅛ oz.	24 to 30	12 to 18	½	15 qts.	1 pkt.
Cabbage	¼ oz.	18 to 36	14 to 24	½	35 to 50 head	¼ oz.
Chinese Cabbage	½ oz.	18 to 24	12 to 15	½	40 to 50 head	1 pkt.
Carrots	¼ oz.	16 to 24	1 to 3	½	24 qts.	½ oz.
Cauliflower	¼ oz.	24 to 30	20 to 24	½	25 to 30 head	1 pkt.
Celery	⅛ oz.	24 to 40	4 to 6	¼	75 to 100 stalks	1 pkt.
Collards	¼ oz.	24 to 30	14 to 18	½	3 bu.	1 pkt.
Corn, Sweet	4 oz.	30 to 42	9 to 12	1	100 ears	1 lb.
Corn, Pop	3 oz.	34 to 40	6 to 8	1		
Cucumber	½ oz.	48 to 60	12 to 36	½ to ¾	75 to 100 fruit	½ oz.
Egg Plant	⅛ oz.	24 to 36	18 to 24	½	70 to 80 fruit	1 pkt.
Endive	½ oz.	18 to 24	8 to 12	½	50 to 60 plants	1 pkt.
Kale	½ oz.	24 to 32	14 to 22	½	50 plants	1 pkt.
Kohlrabi	¼ oz.	14 to 24	4 to 6	½	1 bu.	1 pkt.
Lettuce	¼ oz.	12 to 18	4 to 12	¼	25 lbs.	2 oz.
Muskmelon	½ oz.	70 to 80	36 to 60	¾	50 to 60 fruit	1 pkt.
Mustard	¼ oz.	14 to 24	6 to 9	½	1 to 1½ bu.	½ oz.
Okra	1 oz.	36 to 48	24	1	450 pods	1 pkt.
Onion	¼ oz.	18 to 24	3 to 4	¾	1 bu.	½ oz.
Onion (for sets)		12 to 14	not thinned	¾	300 scallions	
Onion sets	1 pt.	12 to 18	2	1	60 bunches	1 qt.
Parsley	¼ oz.	12 to 20	6 to 8	½	45 bunches	1 pkt.
Parsnips	½ oz.	18 to 24	3 to 4	½	1 bu.	½ oz.
Peas	¾ lb.	24 to 36	1 to 2	1 to 2	30-50 qts. pods	3 lbs.
Peppers	⅛ oz.	20 to 30	18 to 20	½	25 doz. peppers	1 pkt.
Pumpkin	2 oz.	96 to 108	60 to 84	¾	25 to 35 fruit	1 pkt.
Radish	½ oz.	12 to 18	1 to 2	½	50 bunches	3 oz.
Rutabaga	⅛ oz.	18 to 24	6	½ to 1		1 pkt.
Spinach	¾ oz.	14 to 18	3 to 5	¾	1½ bu.	1 oz.
Spinach, New Zealand	½ oz.	30 to 36	12 to 18	1	35 to 50 lbs.	1 oz.
Squash, Summer	¼ oz.	36 to 48	48 (4 seeds)	1	60 to 70 squash	1 pkt.
Squash, Winter	¼ oz.	72 to 90	72 (4 seeds)	1	35 to 40 squash	1 pkt.
Swiss Chard	½ oz.	12 to 18	4 to 6	1	25 lbs.	1 oz.
Tomato	⅛ oz.	40 to 60	36 to 40	½	2 bu.	1 pkt.
Turnip (roots)	¼ oz.	18 to 24	2 to 4	¼	1 bu.	½ oz.
Turnip (greens)	½ oz.	12 to 18	2 to 4	¼	1½ bu.	1 oz.
Watermelon	½ oz.	72 to 96	72 to 96	¾	20 fruit	1 pkt.

FLOWERS

KEY—For classification of flowers by purpose, location, etc., see the second column below. The meaning of the key letters in this column is as follows:

- A—For dry, hot locations. G—For their foliage.
 B—For a succession of blooms. H—Everlasting for winter bouquets.
 C—For shady locations. I—For their fragrance.
 D—For poor soil. J—For porch or windowboxes
 E—For edging. K—Climbing vines.
 F—For the rock garden. L—For backgrounds.

	Height (Inches)	Suitable for	Average Days to Germinate
Ageratum	4-12	E F J	5-10
Alyssum, Sweet	2-12	B C D E	5-10
Antirrhinum	12-60	C I L	20-25
Aquilegia	18-36	C E F	15
Balsam	14-20	A E	10-12
Bellis	6-8	C F	5-10
Calendula	12-36	D	10-14
Campanula	18-24	F	8-15
Candytuft	6-18	B F I	5-10
Centaurea	18-36	A B C D	5-20
Chrysanthemum	24-36	A E	5-20
Celosia	12-36	D E H	20-25
Cosmos	36-72	A	5-15
Cobaea Scandens	30 ft.	K	15-20
Coreopsis	18-36	A B D	10-20
Dahlia, Dwarf	14	F	10
Delphinium	36-72	L	15-21
Digitalis	30-48	F	10-20
Dianthus	4-15	F I	5-10
Eschscholtzia	10-12	C D F	5-12
Four O'Clock	24-30	A D	5-10
Gaillardia	18-30	D	15-20
Godetia	12-24	C D	15-20
Gypsophila	18-36	B H	15-20
Heliotrope	18-24	I	10-15
Helichrysum	24-36	H	5-10
Hollyhock	48-96	L	5-20
Kochia	30-36	A B	15-18
Larkspur, Annual	30-72	L	15-20
Lathyrus	60-72	I K	25-40
Lobelia	4-8	E J	10
Marigold	8-36	J	5-8
Mignonette	10-12	B I	
Moon Flower	12-30 ft.	I K	5-8
Morning Glory	12-50 ft.	A K	5-8
Nasturtium	12-96	D E F K	8-15
Nigella	10-18	B F	10-15
Nicotiana	30-48	I	20-25
Pansy	4-8	C E F	10-15
Petunia	10-24	D E F J	18-20
Phlox	10-18	A B C F	20-25
Poppy	18-60	B	20
Portulaca	4-6	A D E F J	18-20
Salvia	12-42	A	15-25
Scabiosa	18-30	I	18-20
Stocks	12-24	I	5-15
Schizanthus	18-36	C E	20-25
Sweet Pea	48-96	K	15-20
Sweet William	12-24	F	10
Verbena	6-12	E F J	8-10
Wallflower	12-18	I	5-12
Zinnia	12-36	A F	5-10

NOTES ON GLADIOLUS CULTURE

Planting should begin as soon as the ground is warm, and be followed by successive plantings of about ten-day intervals. Late blooms are usually finer than those coming during the heat of mid-summer.


Select a sunny location away from the roots of trees and shrubs. If your soil is heavy, plant four inches deep and if light, six inches, spacing bulbs five or six inches apart.

Place bulbs in well worked trench, and cover at first with about two inches of loam: when shoots begin to appear, work balance of loam into

the trench. At all times keep the soil loose. As an aid to producing larger blooms, work in fertilizer around the plants when about a foot in height, but NEVER at planting time. Water frequently, especially at blooming time, soaking the ground thoroughly. For cut flowers, cut the spike when first bud fully opens.

Bulbs should be dug as soon as the leaves turn yellow. Cut stem off half an inch above bulb, spread them out to dry for two weeks or more before storing them away (spread out) in a cool dry cellar.

For Health .. for Taste .. for Savings



There is no substitute for

GARDEN FRESH VEGETABLES

**They TASTE so much better and
ARE so much better for you.**

Garden vegetables begin to undergo a profound change almost as soon as they're picked. In just a few short hours, inevitable natural processes alter their flavor, their texture, their vitamin content.

Anyone who has ever enjoyed good sweet corn fresh from the garden knows what a tremendous difference these changes make. The difference in health-giving qualities is equally great.

Yes, Nature offers rich rewards to the home gardener! So-called "fresh" vegetables from the market just can't compare with the true garden fresh kind.

Which kind will you have, this year?

RICE'S VEGETABLE SEEDS

Highest Quality Seeds, of carefully selected varieties, available in *bulk* for your protection and economy

	Oz.	4 Oz.	8 Oz.	Lb.
ASPARAGUS—Mary Washington.....	\$0.15	\$0.40
Roots, 2-year: \$2.50 per hundred; \$20.00 per thousand.				

	½ Lb.	Lb.	2 Lbs.	10 Lbs.
BEANS—Green Podded, Dwarf or Bush.....	\$0.20	\$0.35	\$0.60	\$2.50

BEANS—Wax Podded, Dwarf or Bush.....	.20	.35	.60	2.50
--------------------------------------	-----	-----	-----	------

BEANS—Green Podded, Pole....	.20	.40	.60	2.50
------------------------------	-----	-----	-----	------

BEANS—Wax Podded, Pole....	.20	.40	.60	2.50
----------------------------	-----	-----	-----	------

BEANS—Lima, Dwarf.....	.20	.40	.75	3.00
------------------------	-----	-----	-----	------

BEANS—Lima, Pole.....	.20	.40	.75	3.00
-----------------------	-----	-----	-----	------

BEANS—Lima, Bush, Baby Potato.....	.20	.40	.75	3.00
------------------------------------	-----	-----	-----	------

	Oz.	¼ Lb.	Lb.
BEETS.....	\$0.15	\$0.40	\$1.25

SWISS CHARD.....	.15	.40	1.25
------------------	-----	-----	------

MANGEL WURZEL.....	.10	.25	.75
--------------------	-----	-----	-----

	Oz.	4 Oz.	8 Oz.	Lb.
BROCCOLI.....	\$0.50	\$1.50

BRUSSELS SPROUTS.....	.40	1.00
-----------------------	-----	------	-------	-------

In packets at 10c Per Packet
except where otherwise noted

	½ Oz.	Oz.	4 Oz.	Lb.
EGGPLANT.....	\$0.25	\$0.50	\$1.75

ENDIVE.....	.10	.15	.40	\$1.50
-------------	-----	-----	-----	--------

KALE OR BORECOLE.....	.10	.20	.50
-----------------------	-----	-----	-----	-------

KOHL RABI.....	.10	.20	.50
----------------	-----	-----	-----	-------

FENNEL.....	.25	.50	1.75
-------------	-----	-----	------	-------

LETTUCE.....	.10	.20	.50
--------------	-----	-----	-----	-------

MUSKMELON.....	.10	.15	.40
----------------	-----	-----	-----	-------

WATERMELON.....	.10	.15	.40
-----------------	-----	-----	-----	-------

MUSTARD.....	.10	.15	.40
--------------	-----	-----	-----	-------

OKRA OR GUMBO.....	.10	.15	.40
--------------------	-----	-----	-----	-------

ONIONS.....	.25	.50	1.50	.500
-------------	-----	-----	------	------

ONION SETS OR PLANTS—
PRICE on Application—

PARSLEY.....	.10	.20	.60
--------------	-----	-----	-----	-------

PARSNIP.....	.10	.20	.50
--------------	-----	-----	-----	-------

	½ Lb.	Lb.	2 Lbs.	10 Lbs.
PEAS.....	\$0.20	\$0.30	\$0.55	\$2.50

	¼ Oz.	½ Oz.	Oz.	4 Oz.
PEPPER.....	\$0.15	\$0.30	\$0.50	\$1.75

	Oz.	4 Oz.	8 Oz.	Lb.
PUMPKIN.....	\$0.15	\$0.40	\$0.60	\$1.00

RADISH.....	.15	.40	.75	1.25
-------------	-----	-----	-----	------

SPINACH.....	.20	.45	.75	1.25
--------------	-----	-----	-----	------

SQUASH.....	.15	.40	.75	1.25
-------------	-----	-----	-----	------

TOMATO.....	.40	1.25	2.00
-------------	-----	------	------	-------

TURNIP.....	.15	.40	.75	1.25
-------------	-----	-----	-----	------

RUTABAGA OR SWEDE TURNIP.....	.15	.40	.75	1.25
----------------------------------	-----	-----	-----	------

You get the world's greatest bargain in food, in tastiness, in health, when you grow your own table vegetables.
A Garden Plot 30 ft. x 50 ft. will keep a family of 5 in fresh vegetables.

If you seek some unusual variety of vegetable seed, not listed in this book, just tell us about it. We'll be glad to locate and secure it for you.

CABBAGE—All Varieties.....	.30	1.00
----------------------------	-----	------	-------	-------

CARROTS.....	.20	.75	\$2.00
--------------	-----	-----	--------	-------

	¼ Oz.	½ Oz.	Oz.	4 Oz.
CAULIFLOWER.....	\$0.75	\$1.50	\$2.75

CELERY.....	.20	.35	.60	\$1.75
-------------	-----	-----	-----	--------

	½ Lb.	Lb.	10 Lbs.
SWEET CORN—Hybrids.....	\$0.25	\$0.40	\$3.00

SWEET CORN—Open Pollinated.....	.15	.30	2.50
---------------------------------	-----	-----	------	-------

	Oz.	4 Oz.	8 Oz.	Lb.
POP CORN.....	\$0.10	\$0.20	\$0.30	\$0.50

COLLARD.....	.15	.40	.75
--------------	-----	-----	-----	-------

CUCUMBERS.....	.15	.40	.75	1.25
----------------	-----	-----	-----	------

CRESS.....	.15	.40	.75	1.25
------------	-----	-----	-----	------

Rice's Seed Store, Stamford

ASPARAGUS

Martha Washington—Larger than original Washington. New, and rust resistant. Abundant producer with long, thick stalks and fine quality tight packed tips.

BEANS

Green Podded, Dwarf, or Bush

Plentiful—Productive, early maturing. Pods are flat, medium green, 6 to 7 in. long, strictly stringless at all stages, and of the choicest quality. All-America Bronze Medal 1939. Large pkt., **10c.**

Bountiful—An early, heavy-yielding variety. Flat, light-green, stringless, but slight fibrous pods. 49 days. Large packet, **10c.**

Stringless Green Pod—Early, sturdy. Very meaty, round, fully stringless and fibreless. 50 days. Large packet, **10c.**

Giant Stringless Green Pod—Large, sturdy plants. Meaty, round pods, brittle and strictly stringless. Medium green pods, oval, yellowish-brown seed. 54 days. Large packet, **10c.**

Tendergreen—Large, erect plants. Abundant, round, dark-green pods, strictly stringless and fleshy. Brown seeds blotched with light fawn. 54 days. Large packet, **10c.**

Full Measure—Round, fleshy, brittle pods 6 to 6½ in. Popular on account of high yields and long season. Large Pkt., **10c.**

Stringless Black Valentine—Hardy, very productive. Large erect plants. Oval. 6½ inch pods, dark green. Good flavor. 49 days. Large packet, **10c.**

Beans, Dry Shelled Varieties

White Pea or White Navy—The widely used commercial variety. The flat pods are tough and stringy. Seeds are small, round-oval and white. 90 days. Large packet, **10c.**

Beans, Wax Podded, Dwarf or Bush Varieties

Improved Golden Wax—A home garden favorite. Small, erect plants, moderately productive. The straight, thick, flat pods are creamy yellow and stringless. 51 days. Large packet, **10c.**

Pencil Pod Black Wax—Probably the best of all the dwarf black-seeded Wax Beans. Early and productive, bearing beautiful, rich yellow, deep curved round pods, 5½ to 6 in. long. Always stringless, tender, brittle and fleshy. Large packet, **10c.**

Round Pod Kidney Wax or Brittle Wax—Large, erect, vigorous plants. Medium yellow curved pods, crease-backed, entirely stringless, very brittle, fleshy and succulent. White, kidney-shaped seed with black eye. 58 days. Large packet, **10c.**

Sure Crop Wax—Big, sturdy, productive plants, popular with home gardeners. Thick, flat golden-yellow stringless pods, brittle and fine quality. 53 days. Large packet, **10c.**


Beans, Green Podded, Pole

Kentucky Wonder—Strong climber, hardy, long-bearing. Curved, almost round pods. Slightly stringy, but brittle and fibreless. Meaty. 65 days. Large packet, **10c.**

Beans, Wax Podded, Pole

Kentucky Wonder Wax—Very popular. Vigorous, good climbing plants, waxy-yellow pods, flat and nearly stringless. Somewhat fibrous but meaty. Light chocolate brown seed. 68 days. Lg. Pkt., **10c.**

ENDIVE
Green Curled
Ruffec



ONION—Yellow Bermuda



BEETS

Crosby's Egyptian—Extra early. Flattened globe shaped roots with small dark red tap root. Excellent quality, tender and sweet. 60 days.

Detroit Dark Red Perfected—The standard of excellence in table beets. Smooth, globular roots of deep ox-blood red—sweet and tender. 68 days.

Early Wonder—Early variety that can also be used for fall planting. Semi-globular tender, blood-red flesh. 58 days.

MANGEL WURZEL

Giant Half Sugar, Rose—Heavy yielding, fine for feeding. Long oval roots, white skin with rose colored shoulder, white flesh. Good sugar content. 90 days.

Mammoth Long Red—Very popular. 30 to 50 tons per acre. Roots grow half above the ground. Light red, flesh white with rose tinge. 110 days.

Golden Tankard—Oval-shaped, broad shoulder. Flesh is orange-yellow. 100 days.

BROCCOLI

Italian Green Sprouting—Plant bears a succession of sprouting heads about 5 inches long, which, if kept cut, will be replaced by others for 8 to 10 weeks. 55 to 65 days. Lg. Pkt., **10c.**

SWISS CHARD

Lucullus—Most popular Chard. Upright in growth, with yellowish-green curled, crumpled leaves. Thick, broad and light green stems. 50 to 60 days.

BEANS

Lima Dwarf or Bush

Baby Potato—Small, thick-seeded butter bean with real flavor, early maturity and prolific growth. 12 to 16 in. tall. Large pkt., **15c.**

Burpee's Bush—Medium large plant. Pods contain three to four large seeds of excellent quality. 77 days. Large packet, **10c.**

Fordhook Bush—Straight pods with very plump, large beans of excellent quality. 75 days. Large packet, **10c.**

Henderson's Bush—Known as Baby Lima, or Butter Bean. Plants small, early and bushy. 65 days. Good for home gardener; very productive. Large packet, **10c.**

Beans, Lima Pole

King of the Garden—The pods are flat and smooth with four or five white, large, flat beans. 88 days. Large packet, **10c.**



EGG PLANT
Black Beauty

All Vegetable Seeds
10¢ PER PACKET
 UNLESS OTHERWISE NOTED

In bulk quantities at money saving prices.
 Special quotations to market gardeners.

CABBAGE

Yellows Resistant Varieties

Marion Market—Large, firm, round heads, used for early kraut. A development from Copenhagen Market. 7 inch, 4 pound heads. 75 to 80 days. Large packet, **10c.**

Wisconsin All Seasons—Mid-season all-purpose variety, slightly coarser than standard All Seasons. 10 to 12 inch, 9 to 10 pound heads. 90 to 95 days. Large packet, **10c.**

Wisconsin Hollander No. 8—Late, excellent for winter storage and kraut. Similar to Hollander and Danish Ball Head. 7 to 8 inch, 7 to 9 pound heads. 100 to 110 days. Large packet, **10c.**

Standard Early Varieties

Copenhagen Market—Excellent, early short season type. Short stems, 6½ inch, 3½ to 4 lb. heads. 68 to 70 days. Large pkt., **10c.**

Early Jersey Wakefield—Pointed heads, small and firm. Earliest pointed variety. Plants compact for small garden planting. 62 days. Large packet, **10c.**

Golden Acre—Extra early Copenhagen type. Dwarf plants, with small round solid, 6 inch, 3 pound heads. 63 to 65 days. Large packet, **10c.**

Intermediate Varieties

Charleston or Large Wakefield—Heads 8 in. high and 7 in. broad at base; weight about 4½ lbs. each. Very desirable for home or market. A sure cropper and heavy yielder. 103 days. Large packet, **10c.**

Midseason Market—Large round head. Splendid variety to follow one of the Earlies. Large packet, **10c.**

Late or Winter Varieties

Danish Ball Head or Hollander—A widely used late type. Deep, round, hard, compact heads, 7 to 8 inches, 6 to 7 pounds. Tender and crisp, fine for kraut. 100 to 105 days. Large pkt., **10c.**

Premium Late Flat Dutch—Extremely large flat heads, 6½ to 7 inches deep. High quality, 10 to 11 inch, 9 to 11 pound heads. 95 to 105 days. Large packet, **10c.**

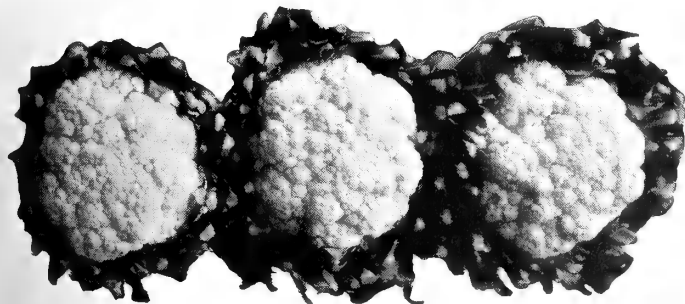
Improved American Savoy—Flattened globe, medium large, interior leaves crumpled. Very satisfactory. 85 days. Lg. pkt., **10c.**

Red Varieties

Mammoth Red Rock—Best of the red cabbages. Hard, round purplish-red heads. Good keeper, 6 to 8 inch, 7 to 8 pound heads. 100 days. Large packet, **10c.**

CHINESE CABBAGE

Chihili or Improved Pekin—Dependable, early heading. Solid, tapered heads, 3 to 4 inches thick. 18 to 20 inches long. 75 days. Large packet, **10c.**



Cauliflower Super Snowball

CAULIFLOWER

Danish Giant or Dry Weather—Excellent creamy white heads. Later than Early Snowball, but larger. 6 to 8 inches. 67 days. Large packet, **15c.**

Super Snowball—Favorite early variety. Pure white compact heads of fine flavor, 6 to 7 inches. Large packet, **15c.**

CELERIAC

Giant Smooth Prague—(Turnip rooted celery.) Smooth spherical roots, 2 to 3 inches thick. Fine flavor.

COLLARD

Southern or Georgia—An excellent cooked green. Long stemmed plant, with clustered leaves. Withstands heat and bad soil. 24 to 36 days.

CARROTS

Chantenay, Red Cored—A thick stump-rooted carrot. slightly tapering. Deep orange-red flesh. One of the best for market or canning. 72 days. Large packet, **10c.**

Danvers Half Long—Sweet, tender roots, 6 to 7 inches long tapering to a blunt point. Fine for storing. 75 days. Large packet, **10c.**

Imperator—Fine-grained, tender. Rich orange, indistinct core. Roots smooth, tapered to semi-blunt. 77 days. Large pkt., **10c.**
Long Orange—Heavy cropper. Roots taper to a point. Red-orange flesh, core slightly lighter. 88 days. Large packet, **10c.**
Nantes Improved Coreless—Excellent for forcing. Tops small, roots bright orange, blunt ended. Flesh reddish orange and practically coreless. 70 days. Large packet, **10c.**

CELERY

Giant Pascal—Late variety for winter use. Large plant with dark green leaves. Big solid stalks that blanch to yellow white. 135 days.

Golden Self Blanching, Dwarf—Compact plants with yellowish-green foliage. Broad solid stalks with nutty flavor. Blanches readily. 120 days.

Wonderful or Golden Plume—Early, medium plant with compact, full heart. Blanches easily to golden yellow. 112 to 115 days.

SWEET CORN, HYBRIDS

We offer Hybrid Sweet Corn varieties known and grown the country over—the finest that can be procured anywhere.

We list here only a few of these choice kinds. Whatever your needs or your preference, be sure we can supply you with the kind of Corn you want.

Talk it over with us. Let us help you to increased yields and increased enjoyment.

Stowell's Evergreen Hybrid—A very valuable hybrid with large uniform white ears, 9 to 10 in. long. 16-18 rowed. Large pkt., **10c.**

Golden Cross Bantam Hybrid—Extremely uniform. Ears 10 to 14 rows, slightly lighter yellow than Golden Bantam. Highly resistant to Stewart's disease. 76 days. Large packet, **10c.**

Spancross Hybrid—A first early market corn of good quality and yield. Highly resistant to Stewart's disease. Ears well filled, 10 to 14 rows; kernels golden yellow and of good quality. 72 days. Large packet, **10c.**

Marcross Hybrid—An early wilt-resistant yellow hybrid, producing deep golden yellow kernels 7 days earlier than Golden Bantam. Ears 6 to 7 in. long, with 12-14 rows of large sweet kernels. Large packet, **10c.**



Golden Bantam Improved

SWEET CORN
Open-Pollinated

Golden Bantam—The best and most favorably known of all the yellow varieties. Stalks often have 2 ears. Ears 8 rowed, kernels broad, with tender hull, sweet and of very fine flavor. 80 days. Large packet, **10c.**

Golden Bantam Improved—One of best garden favorites. Deliciously sweet when well tended. Large ears. 10 to 14 rows. 80 days. Large packet, **10c.**

SWEET CORN

(Continued)

Stowell's Evergreen—White. Large ears about 8 in. long; big kernels, very sweet. One of the best late varieties. Large pkt., 10c.

Bantam Evergreen—Also known as Golden Evergreen. A cross of Golden Bantam on Stowell's Evergreen. 14 to 18 rows. Deep, rich golden kernels, tender, sweet. Large packet, 10c.

Country Gentleman or Shoe Peg—Prolific late variety. Favored by canners. Irregular kernels, very deep, slender and sweet. 93 days. Large packet, 10c.

Early Evergreen—Earlier than Stowell's Evergreen. Very sweet, tender kernels, free from husky tips. An excellent table corn. 90 days. Large packet, 10c.

POP CORN

Jap Hulless—A dwarf white sort of very high popping test, huskless and tender.

Giant Yellow—Large, late yellow variety with golden kernels, creamy white when popped. Ears 8 to 9 inches.

CRESS

Curled or Pepper Grass—Grows very quickly. Use for flavoring salads, for garnishing, or as a green in sandwiches. Has an agreeably pungent taste. Best if used when young. 40 days.

CUCUMBER

Straight Eight, w.s.—Unsurpassed as slicing cucumber. All-America Selection. 2½ pound fruits, rounded at ends, medium green. 68 days.

National Pickling—Straight, symmetrical fruits, 6 in. long. Superb for small pickles, very uniform. 50 days.

Colorado—A very attractive variety, good for market gardens and for shipping. Fruit very dark green, cylindrical, round with small seed pocket. Unusually free from striping at blossom end.

A and C—A long dark green cucumber which merits a trial. Uniform, nearly cylindrical, well rounded at ends.

Gherkins—For very small pickles. Distinct from cucumbers. 3 to 4 ounces, pale green covered with prickly spines. 60 days.

Early Fortune—Rich, dark green fruits with firm, crisp, pure white flesh. Grows to 9 in. by 2½ in. Ships well, and is highly resistant to disease.

EGGPLANT

Black Beauty—Large, egg-shaped, smooth, very dark purple fruits. Keep well. Plant bears 4 to 5 fruits. Early. 80 days.

Improved Large Purple—Each plant yields 4 to 6 large oval fruits of dark purple; flesh firm and meaty. Very popular. 80 days.

New Hampshire Hybrid—All-America Silver Medal 1939. The dark purple fruits are of the highest quality.

ENDIVE

Broad Leaved Batavian—A fine winter salad material. Leaves toothed and twisted. Compact heart, blanches to creamy white. 90 to 95 days.

Large Green Curled (Pink Ribbed)—Outer leaves bright green, midribs tinged with rose. Center blanches readily, making attractive salad. 95 days.

FENNEL

Florence Fennel—Plants 30" to 36". Broad overlapping stalks form a bulb-like enlargement at base of stem. Very sweet, and frequently used as celery.

KOHLRABI

White Vienna Early—8 to 10 inch leaves on slender stems. Bulbs 2 to 3 inches, globular, light green. Crisp, tender, clear white flesh. 55 to 60 days.

KALE

Dwarf Green Curled—A hardy sort, large and very attractive bright, deep green. 100 days.

Tall Green Curled Scotch—Hardy, curled, deeply cut light green leaves. Tender after frost.

LEEK

Large American Flag—An early, popular variety, with thick, long white stems. Leaves large and drooping, medium green.

LETTUCE

Heading or Cabbage

Big Boston—Popular for cold frame forcing and outside culture. Medium, compact heads with creamy yellow heart. Smooth, glossy leaves, edges wavy, and slightly tinged with reddish brown. 75 days.

Hanson—Hardy and sure heading. Heads large, globular, compact, tender and sweet. Good for midsummer planting.

New York—Large heads, well blanched, sweet and tender. 80 days.

Loose Leaved Varieties

Grand Rapids—Erect, compact, plants. Light green, broad heavily fringed. For forcing or early planting outside. 43 days.

Prize Head—Early non-heading sort. Medium sized plants, crisp and tender. Color light brown on a medium green base. Leaves frilled at edges, and crumpled. 47 days.

Simpson's Early Curled—Also called Early Curled Silesia. Early, hardy and dependable. Non-heading. Leaves large, frilled crumpled, light green; form a compact bunch at center. 45 days.

Black Seeded Simpson—Light green, frilled and crumpled.

Chicken—Produces largest amount of leaves of any lettuce. Fast growing. For poultry and rabbit feeding.

Cos or Romaine

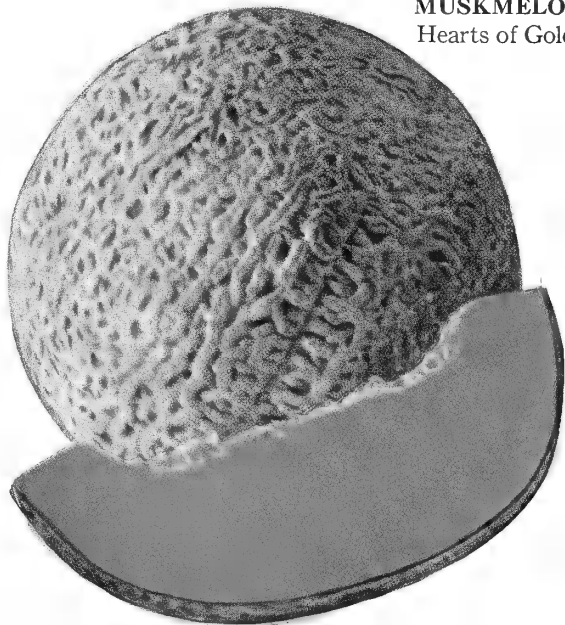
White Paris or Trianon—Medium large self-folding, dark green loaf shaped heads. Greenish-white, well blanched interior. 66 days.

Gardening is easier than ever, this year!

New garden tools, new labor-savers, are making gardening easier than ever nowadays. Our Garden Tool Department, once again, exhibits the best, most practical new devices. Drop in—and see for yourself.

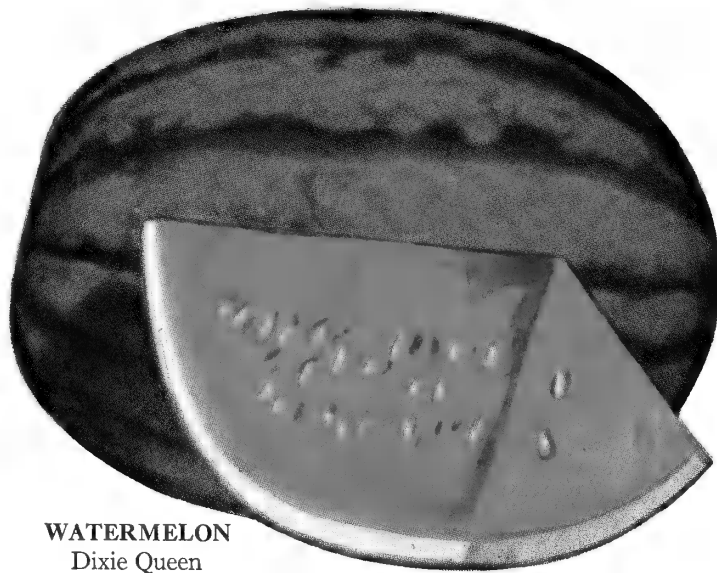
MUSKMELON

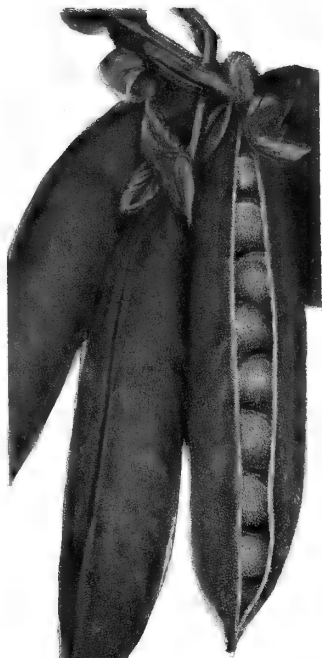
Hearts of Gold



WATERMELON

Dixie Queen





PEAS—Thomas Laxton

MELONS

Watermelon

Harris' or Coles' Early—Very productive. Medium size, short and oval. Alternate dark and light green stripes. Tender rind, black seed, pink-red flesh. 20 pound. 75 days.

Kleckley's Sweet—Large, cylindrical, dark bluish-green, with thin, tender rind. Bright red, juicy, sweet flesh, creamy white seeds with traces of brown. 85 days.

Stone Mountain—Also called Dixie Belle. High quality shipping variety. Fruits very large, oval-round, blunt ends. Dark green, tough rind. Flesh rich scarlet, fine grained, sweet. Seed white with black tips.

Tom Watson—Outstanding red heart strain. Large fruit, uniform cylindrical, with tough, elastic rind, faintly veined.

Dixie Queen—Very prolific. Bright red, crisp, splendid quality fibreless flesh. Very few small, white seeds. 85 days.

MUSTARD

Mustard Spinach or Tender-green—Wholesome, quick-growing green, combining mustard and spinach flavors.

Southern Giant Curled Longstanding—Large, frilled and crumpled. Light green leaves.

OKRA or GUMBO

Dwarf Green—Early, prolific dwarf growing sort. Dark green fluted, 5 to 7 inch pointed pods. 50 days.

Perkins Mammoth—Medium early, productive. Meaty, slender, tapered 7 to 8 inch ribbed pods. 56 days.

White Velvet—Early and prolific. Pods pale greenish-white, 6 to 7 inches long. Meaty, tender. 6 days.

MELONS

Muskmelon and Cantaloupe

Bender's Surprise—Improved Surprise, similar to Tip Top. Coarse netted 7 pound, oblong fruit, distinctly ribbed, hard greenish-yellow skin. Flesh bright salmon. 95 days.

Hale's Best No. 36—Outstanding early oval fruit, light ribbed, heavily netted. Thick, salmon-orange flesh. Sweet. 80 days.

Hearts of Gold—Nearly round 2 pound fruit, distinctly ribbed, deep green with fine grey netting. Thick, deep salmon flesh, tender, sweet. 94 days.

Honey Rock or Sugar Rock—Round, 4-pound fruit. Grey-green skin, coarse, sparse netting. Orange-salmon, thick flesh, fine flavor. 85 days.

Osage—Thick, sweet, salmon flesh of finest quality. Dark green fruits, medium size, nearly round. 92 days.

Rocky Ford—Fruits small, rather large seed cavity. Nearly round, weigh 2½ pounds. No ribs, heavily covered with hard grey netting. Flesh thick, green, with gold tinge at center. Juicy, spicy, good quality. 92 days.

ONIONS

Yellow Varieties

Prizetaker—Large, globe shaped, with glossy, thin straw-colored skin. Coarse, mild flesh. 102 to 104 days. Large packet, 10c.

Southport Yellow Globe—Globe shaped, medium to large bulbs. Solid, yellow, tough clinging skins. Creamy white flesh. 114 days. Large packet, 10c.

Yellow Globe Danvers—Medium late, hardy. Good cropper, fine for storage. Medium large, firm, solid, round bulbs. White, slightly yellow toned flesh. 112 to 114 days. Large packet, 10c.

Sweet Spanish—Large, globe-shaped, exceptionally mild and sweet—excellent for eating raw or boiled. Light yellow skin and pure white, firm, crisp, and tasty flesh. 112 days. Large pkt., 10c.

Ebenezer—Large, somewhat flattened. Leading variety for onion sets. Large packet, 10c.

Red Varieties

Red Wethersfield—Popular, good keeper, used extensively for sets. Medium large, flat bottomed bulbs with sloping top. Purplish-red. Fine grained flesh, firm, slightly flushed with pink. 100 to 102 days. Large packet, 10c.

Southport Red Globe—Finest of all red onions. Perfectly round, good sized bulbs with thick, small necks. Skin is deep purplish red. Strong flavored flesh, white tinged with pink. Good keeper, productive. 112 to 114 days. Large packet, 10c.

White Varieties

Southport White Globe—Best of the whites. Medium-sized, round, solid white bulbs, fine, thin skin. Waxy white flesh, mild and fine grained. Keeps well in fall. 110 to 112 days. Lg. pkt., 10c.

White Portugal or Silverskin—Excellent flat variety. Dependable cropper, excellent for sets, for green bunching, or as a pickler. 100 to 102 days. Large packet, 10c.

White Bunching—For green onions. Does not form bulbs. Long white stems. Large packet, 10c.

ONION PLANTS

Sturdy, hardy plants that come to you all ready to set out. Ask for latest prices.

ONION SETS

The quickest way to get onions early. We offer choice, select, dry sets, of the highest quality. Plant as soon as soil can be worked.

(Prices on application.)

EBENEZER.

WHITE.

RED.

YELLOW.



RADISH

Early Scarlet Turnip, White Tipped

PARSLEY

Hamburg Rooted—Deeply cut, plain leaves. Edible roots, thick and fleshy, 10 to 12 inches long. Used for flavoring.

Moss Curled or Triple Curled—Compact, dark green leaves, curled and fine-cut, resembling moss. Fine for garnish.

PARSNIP

Hollow Crown—The most generally grown kind. Roots 2½ to 3 inches thick at shoulder. 12 to 14 inches long, uniformly tapered, hollow crowned. 95 days.

NEED HELP?

Remember—when you're looking for planting information, we'll always do our best to provide it. Feel free to ask!



TOMATO
Rutgers

PEAS

Early and Second Variety

Alaska—Wilt resistant. Used for canning and early home garden. Blunt, straight, light-green, 3 inch pods with 6 to 8 good quality small peas. Plants 32 inches. 60 days. Large packet, **10c**.

American Wonder or Nott's Excelsior—The old favorite. Dark green, fairly coarse vine. Single and double pods, light-green, straight and blunt, medium sized peas, wrinkled, largely square. 12 to 14 inch vines, 2¾ inch pods. 61 days. Large packet, **10c**.

Laxton's Progress—Medium dark green vine, 16 to 18 inches. Single pods almost an inch wide and 4½ to 5 inches long, with 7 to 9 large peas. 62 days. Large packet, **10c**.

Laxtonian—Exceptionally choice and prolific. Dark green, rather coarse vines, producing straight pointed, well-filled 2½ inch pods. Large packet, **10c**.

Little Marvel—Outstanding dwarf. Fine quality, large yield. Single and double, dark green, 3 inch pods—blunt, plump, well filled with 7 to 8 medium sized, light green tender peas. 62 days. Large packet, **10c**.

Thomas Laxton—Medium height. Strong vine bears numerous dark green, blunt ended pods, 4 to 4½ inches. Retains flavor and sweetness. 57 days. One of earliest. Large packet, **10c**.

World's Record—An improved earlier Gradus. Medium-heavy 24-26 inch vine. Broad, plump, medium green pods with 7 to 8 large tender peas. 61 days. Large packet, **10c**.

Peas—Later Varieties

Telephone—Fine, large podded, for all uses. Resists wilt. Dark green, coarse 40 inch vine. Single broad, plump pods, 4½ to 5½ inches—straight, dark-green, pointed. They contain 8 to 10 highest quality, large, wrinkled, light green peas. A top quality variety. 74 days. Large packet, **10c**.

Alderman—Large podded variety of the Telephone family. Excellent for home garden, truckers, shipping to distant markets and for freezing; resistant to Fusarium wilt. Vine dark green, coarse. Pods single, very broad, plump, straight, dark green, pointed; contain 8 to 10 peas of highest quality. Seed large, wrinkled, light green. Large packet, **10c**.

Stratagem, Improved—Wilt resistant. Stocky, deep green, branching vine, 26 inches. Single and paired pods, 4½ inches, almost round, straight, pointed, dark-green with 8 to 10 fine succulent peas. Large, wrinkled, green seed. 79 days. Large pkt., **10c**.

Edible Podded or Sugar

Mammoth Melting Sugar—Wilt resistant. Coarse light-green vine, 54 inches. Single 4½ inch pods, broad, indented, light, blunt, stringless, without fiber, fleshy. Contain 7 peas. Seed large, round, creamy-white. 74 days. Large packet, **10c**.

PEPPERS

Fordhook—Very large, early, prolific variety of rich green color, turning to crimson. Bears fruits in clusters of 5 to 7, with thick meat. Pkt., **25c**.

Pimento—Excellent for canning or stuffing. Smooth, heart-shaped, very thick flesh. 73 days.

California Wonder—Outstanding, medium late. Uniform, deep-green fruit, changing to crimson. Smooth. 75 days.

Ruby King—Abundant, tapering fruit, dark-green changing to ruby-red. 69 days.

World Beater—One of the best large peppers. Glossy-green, changes to bright red. Mild, very sweet, thick flesh. 75 days.

Early Giant—Early; like Bull Nose but larger and longer. 63 days.

Bull Nose or Large Bell—Early favorite. Small, productive plant. Blunt fruit 3 by 2¾ inches. Deep green to scarlet red. Ribs pungent, flesh mild. 64 days.



Teton Peas

Long Red Cayenne—The hot favorite. For canning, pickling, drying. Pungent flavored fruit, tapering and twisted. 70 days.

Red Chili—Low, spreading, 18 inch plant. Extremely pungent fruit. Erect, conical. 82 days.

PUMPKIN

Connecticut Field—Large fruit with flat ends, 15 to 25 pounds and up to 15 inches. Surface, slightly ribbed, deep orange. Thick flesh, orange-yellow, sweet and coarse. 118 days.

Winter Luxury or Pie—Early, resembling Small Sugar but larger. Flat ended, 9 to 10 in. 7 to 8 pounds. Thin, netted, orange-yellow skin. 100 days.

Kentucky Field or Large Cheese—Dull orange, large ribbed fruit. Coarse, deep yellow flesh, good flavor. 120 days.

Small Sugar or New England Pie—Desirable for pie or general use. Round, flat end fruit, deep orange. Thick, yellow-orange flesh. 118 days.

Striped Cushaw—For stock feed. Crook-necked, 11 pounds, white and green striped, thick, coarse yellow meat. 112 days.

RADISH

Crimson Giant—Large round, 1 to 1½ inches. Deep crimson roots. Very crisp and tender for its size. 28 days.

Early Scarlet Globe—Globular, slightly elongated, bright scarlet. 24 days.

Early Scarlet Turnip, White Tipped—Carmine red with white tip. Flesh white, crisp and mild. 26 days.

French Breakfast—Roots thicker toward bottom. 1½ inches long by ½ to ¾ inches. Dull scarlet, white tipped. 25 days.

Long Scarlet, Short Top—Smooth, 5 to 6 inch roots, dark scarlet. Small tops. 27 days.

White Icicle—Tapering roots 5 to 5½ inches, very white with pure white, mild flesh. 27 days.

Fall and Winter Varieties

Rose China Winter—Popular, very distinct winter sort. Good for late salads. Cylindrical blunt, smooth, bright rose-red. Flesh white, very firm and pungent. 52 days.

White China Winter—Roots large, 8 inches long, 2½ to 3 inches in diameter. Cylindrical with heavy shoulder. Flesh white, crisp, rather mild. 60 days.



Early Prolific Straightneck Squash

SQUASH

Summer Varieties

Early White Bush Scallop—Fruits greenish when young, become white at maturity. 3 inches long, 7½ to 8½ inches wide. 53 days.

Giant Summer Crookneck—Prolific, bush type plant, curved neck fruits around 4 to 5 lbs., 20 to 24 inches long, 4 to 5 inches diameter. 56 days.

Zucchini—Straight, cylindrical fruits, 3 to 4 pounds, 4 to 5 inches through, 10 to 14 inches long. Mottled and striped green-creamy. Very firm, delicate flavored flesh. Bush type. 60 days.

Fall and Winter Varieties

Table Queen or Des Moines—Acorn-shaped, green, deeply furrowed; flesh rich yellow, dry, mealy, delicious. Convenient size for baking and serving in halves. 100 days.

Buttercup—Unique and attractive shaped. Green skin with stripes and spots of gray. Thick orange flesh, dry and sweet. Good keeper. 100 days.

SQUASH (Cont'd)

Golden Table Queen—All-America medal 1939. Skin is deep golden, flesh orange, dry fine flavor and texture.

Warted Hubbard—Large, very dark green shell and heavily warted. Flesh deep orange and of excellent quality. 120 days.

Golden Delicious Marrow—Fruit is reddish-orange with green tip, 7 pounds, 8 inch diameter, 10 to 12 long. Flesh golden-orange, thick, sweet and dry. 100 days.

SPINACH

Bloomsdale Savoy, Long Standing—A few days later than regular Bloomsdale Savoy. Holds from 12 to 14 days longer. 42 days. Large packet, 10c.

Improved or Giant Nobel—Large, vigorous, spreading plant, slow to form seed stalks. Extremely heavy yielder. Very large, thick, smooth, deep green leaves. 45 days. Large packet, 10c.

King of Denmark—Exceptionally long standing, large plants. Broad, dark-green leaves, somewhat crumpled. Excellent for spring planting. 46 days. Large packet, 10c.

New Zealand—Thrives in dry, hot weather. Can be picked repeatedly all season. Not a true spinach but similar when cooked. 70 days. Large packet, 10c.



TOMATOES

Stokesdale—An extremely important new development. Smooth, 7-oz. fruit, brilliant color, exceedingly solid flesh and small seed cavities. Matures in the second-early group, a full week earlier than the Marglobe group. Usually ahead of Bonny Best, too—and 2 ounces heavier. (See page 4 for illustration.) Packet, 10c.

Break o' Day—Resistant to wilt and nail-head rust. Plant light, of open, spreading habit, with medium foliage. Early and very prolific. Rich scarlet medium large, globe-shaped fruits 70 days.

Beefsteak—Rich scarlet-red extra large fruits, more or less ribbed. Juicy, solid, with rich sub-acid flavor. One of the best for home use. 90 days.

Earliana—Open, spreading, medium small vines. The bright red fruits run to medium size. This seed is selected for thick, smooth fruit. 66 days.

Bonny Best—Second early variety, valuable for canners. Medium vine, not very hardy. Medium-sized, apple-shaped, solid fruits, bright scarlet. Start indoors and set out after all danger of frost is past. 73 days.

Greater Baltimore—Mid-season variety. The vines are large, vigorous, and open. Fruits medium-large, flat, fairly solid and firm. Deep scarlet. 82 days.

Marglobe—Moderately productive, with heavy foliage. Vigorous, and resistant to wilt and rust. Fruits medium large, nearly round, smooth, and solid. Deep red. 77 days.

Improved Stone—Medium late. Deservedly popular with canners and market gardeners. Ripens evenly and is uniform. Vines large, dense, very productive. Fruits large, flattened, but deep. Smooth, attractive scarlet-red, of fine flavor. 86 days.

Scarlet Dawn—All-America Gold Medal 1935. Fruits medium large with thick wall structure, globular, smooth, free from flat sides, bright scarlet. 70 days.

Pritchard—A cross between Marglobe and Cooper's Special, developed by U. S. Department of Agriculture. Large, solid, smooth, round fruit, with thick walls. Rather light scarlet. 73 days.

All Vegetable Seeds
10¢ PER PACKET
UNLESS OTHERWISE NOTED

in bulk quantities at money saving prices.
Special quantities to market gardeners

TOMATOES (Cont'd)

Rutgers—Second early variety. Large thick stems, vigorous foliage. Fruits similar to Marglobe but flatter at stem end. Bright red, with thick walls. Red, firm flesh, low acidity. 72 days.

Golden Queen—The leading, maincrop large yellow variety. Good for juice and for home gardens. The fruit is a deep golden yellow color, and vines medium large. Very mild flavor, smooth and solid. 84 days.

Ponderosa—One of the largest varieties. Spreading large vines. Solid, fine flavored, pink, with small seed cells. Somewhat rough and flat. Have a tendency to crack. 88 days.

Small Fruited

Red and yellow varieties, shaped like miniature pears, plums, and cherries; very attractive in appearance and popular for preserves.

TURNIPS

Pomeranian or Large White Globe—Principally for stock feed. Large tops, globe shaped roots, slightly flattened, and smooth. 4 to 6 inches across. Weigh 4 to 8 pounds. 75 days.

Purple Top—All purpose variety. Large, sweet tops. Smooth, globe-shaped roots, purple-red above, white below. Sweet, tender, crisp white flesh. 55 to 60 days.

Golden Ball or Orange Jelly—Small, erect tops. Round

roots, 3 to 4 inches, smooth and deep yellow, slightly bitter. 60 to 65 days.

Foliage

Shogoin or Japanese Foliage—18 to 20 inch bright green tops, strap leaved. Roots white, mild and tender.

Rutabaga or Swede Turnip

American Purple Top—Hard and productive. Tender, firm, light yellow, sweet. 88 days.

Sweet Perfection White—White-fleshed variety, desirable for table use. Yields better than yellow varieties.



Every Child Should Have a Garden

—a garden all his own! Here's fun and education all in one . . . an activity of multiple benefits.

If your child is six or over, and hasn't had his or her own garden before, be sure to start him off this year. For a starter, keep the garden small, give it a good, fertile plot, where success will be easy, and "steer" the selection of varieties to kinds that are easy to grow. Then, as skill develops, let him try a broader range of crops.

The child with his own garden learns far more than just the technique of gardening. He learns the joy of gardening, the value of proper planning, the rewards of patience.

ASPARAGUS. Seed should be soaked 24 hours before planting—and covered two inches deep in the garden. Thin young plants to about one inch apart. Cultivate often. Plants to be set in their permanent beds the following spring.

BUSH BEANS. Do not plant until danger of frost is past. When planting, see that fine soil is pressed down firmly around the seeds. Thin the young plants so that they stand about six inches apart. Cultivate only before blooming and never when wet. Pick frequently as pods approach maturity, to get full yield. Make successive plantings every two weeks to insure supplies throughout the season.

POLE BEANS. Plant about same time as Bush beans. Poles 5 to 8 ft. long should be driven into ground in rows about 4 feet apart with spacing of 3 feet in the row. Run rows north and south. Plant 5 to 8 beans around each pole, thinning to 4 plants later. Hoe frequently. Caution: To avoid spreading plant diseases, do not cultivate or pick when plants are wet.

BEETS. Plant beets about same time as radishes and lettuce—preferably in deep, sandy loam. Have soil fine and loose and press down firmly around seed. When tops are 3 in. to 6 in. tall pull them and use for cooked greens. Continue this until roots stand 6 in. apart. For supplies all season, plant every 10 days or so.

BRUSSELS SPROUTS. Easy to grow wherever conditions are favorable for late cabbage, and requires the same culture.

CABBAGE. Set out early and late varieties as soon as frost danger is past. For maximum yield use plenty of good commercial fertilizer. Cultivate frequently, every five or six days until cabbages are large. For winter storage, stand plants upright in cold cellar, with roots in sand. Slight freezing will not harm cabbage.

CARROTS. Sow early and thinly—in light deep soil, preferably fertilized the previous season. Thin plants when about 2 in. tall. Keep on cultivating frequently throughout season.

CAULIFLOWER. Follow same methods as for cabbage except that heads must be protected from sunlight to assure the desirable white curd. Gather and tie the tops of the leaves together loosely to shut off light. Do not cramp the heads.

CELERY. A well pulverized and fertilized seed bed is essential—with constant moisture, but not too wet. Cover seed with finely sifted soil not over ¼-inch deep. When seedlings have three or four leaves well started, thin out to three inches apart each way, and when 6 in. high (75 to 90 days old) transplant to a rich field, setting in double rows 3 to 3½ ft. apart with 8 in. between double rows and 4 in. to 5 in. between plants. For blanching use boards set on edge on either side of rows, close to the plants. Or use heavy paper strips placed on either side of the rows. (If soil is used for blanching, crops to be set in single rows somewhat farther apart.)

CHINESE CABBAGE. An easily raised succession crop. Set out in rows which have been occupied by earlier vegetables.

COLLARDS. Sow seed thickly in rich ground and transplant when about four inches high—or if plants are to remain where sown, spread the seed more thinly, and when the young plants are well started, space them out to two or three feet apart in the row.

CORN. Do not plant until all danger of frost is past. Be sure soil is well worked and dry—then drop six kernels of corn in a shallow hole made with the corner of the hoe. Cover each "hill" with about one inch of fine soil pressed down firmly. When plants are 6 in. high, thin all but three or four strongest plants in each hill. Hoe often, but not deeply.

CUCUMBER. The best soil for Cucumbers is warm, sandy loam—preferably on a slight southward slope. Be sure frost danger is past before planting, and that soil is fairly moist, and loose. Plant 8 or 10 seeds to the hill, when 6 in. tall, thin to 3 in a hill. For top yields take fruit as soon as it reaches the picking stage.

EGG PLANT. This is a semi-tropical plant requiring continuous warm weather for best results. The seed should be started in a hot bed, as it is slow to germinate. Set plants in open ground when 2 inches tall and protect from hot sun when young. Be sure to keep young plants developing rapidly, never letting them become checked. Cultivate freely. To produce large fruits, remove lateral branches so as to reduce number of fruits per plant. Young plants should be shaded from hot sun and sprayed to protect from potato bugs.

ENDIVE. Sow at intervals for continuous supply. When well started, transplant or thin to one foot apart. To blanch, tie outer leaves together over the center when the plant is nearly grown. Just before killing frosts in fall, dig the plants, taking plenty of soil with roots—pack closely together and store in dark cellar for winter use.

HERBS. Plant in good light earth and cultivate well. Sow most kinds about one inch deep as soon as weather becomes settled. Thin plants to six inches apart in the row, rows 12 to 18 in. apart. Gather when dry and keep in a warm room (not too hot) preferably in air-tight receptacles.

KALE or BORECOLE. Requires moist, well enriched soil. Pick leaves as wanted, or pull the whole plant. Leaves are best after a frost.

KOHL RABI. Sow early as possible in light, rich soil. When plants are in the third leaf, thin to six inches apart. Plant at intervals of ten days for succession of bulbs until hot weather—after which they do not grow. Use while they are still young and tender, and before the skin hardens.

LETTUCE. Sow lettuce seed as soon as the ground can be worked—or for extra early crops start indoors and transplant to open ground when danger of heavy frost is over. Repeat sowings every two weeks to insure a continuous supply. For leaf lettuce, thin plants to six inches apart. For head lettuce thin to eight inch spacing, in rows 18 in. apart. Lettuce grows best and heads best in cool moist weather.

MUSKMELON. Requires a long season to develop and is easily injured by frost, or even by cool weather. In many sections does best when seed is planted indoors and transferred to the garden after danger of frost is past. Before planting it is advisable to spade in a liberal forkful of well rotted manure in each hill. Plants should be thinned to four per hill after the third leaf develops and vines then trained in different directions. Cultivate as long as possible. On moist ground use shingles or some other method to hold melons off the ground to prevent rotting.

NOTE: For information on amount of seed required, distance between rows, distribution of seed in rows, and planting depth see the Planting Table on page 19.

OKRA or GUMBO. Do not plant until ground is warm, as this is a tender, hot weather plant. Pick pods before they develop woody fibres.

ONION SETS. Onion sets used instead of seeds will produce earlier crops of green onions, or large bulbs. Plant the sets right side up and cover with garden rake; then firm the soil well over the sets.

ONION. Germinates well in cool weather, so plant as soon as the soil can be prepared. For best yield, plant on very fertile land—fall plowed, and thoroughly fertilized. When plants are a few inches tall, thin to prevent crowding—using the plants removed as green onions. After that pull as needed. Those left to become fully ripe can be stored for winter. Cultivate and hand-weed crop every two weeks during the summer.

PARSLEY. Does best in rich, mellow loam. Seed is slow to germinate, and is helped by soaking in warm water over night before planting. Sow early. Be careful not to sow too deeply. When curled varieties are about 3 in. tall, cut off all leaves; the new growth will be brighter and better curled.

PARSNIP. Parsnips do well in any reasonably rich, deep soil. But for best results plant in rich, sandy loam, thoroughly pulverized Parsnip seed requires plenty of moisture right along for germination and should be sown early. Dig after a killing frost. Freezing improves Parsnips, so some can be left in the ground all winter and used in spring. For storage, cut off tops and bury roots in dry sand.

PEAS. To get an early crop, plant in light, rich soil. For the general crop, a rich loam or clay soil is best. Plant at two-week intervals for continuous supplies. Germination can be hastened by soaking seed in water the night before planting. Peas need moderate temperature, plenty of moisture. Light frosts do not injure them so they may be planted early in spring. Varieties more than 1½ ft. tall should be staked or otherwise supported as soon as they are 4 in. to 6 in. tall. Sharpened branches of trees set between double rows will do nicely for support. For increased yield, INOCULATE! Garden peas, like all legume crops, almost always benefit by inoculation. Quantity and quality of the crop are increased when the beneficial nitrogen fixing bacteria are present in sufficient numbers.

PEPPERS. Warm, mellow soil in a sheltered situation is best. Start under glass. Be sure to cultivate regularly, drawing the soil up around the stems. When plants are 7 in. to 8 in. tall, hoe in a light dressing of commercial fertilizer. Do not plant hot peppers near sweet; they apt to cross.

HERE'S SUCCESS!

The surest recipe for Garden Success—good seed—proper planting—adequate care.

—and of these three the vital ingredient is the seed! Good healthy seed, fresh, true to type—the kind you get from reliable seedsmen—is the best insurance for success in your garden.

Good garden seed is the world's greatest bargain. Uncertain seed is a sorry gamble.

Good garden seed returns dollars in crop for pennies spent on seed. That's why it is just plain common sense to be sure your seed is right.

Preparing the Soil

Rich, sandy loam is best adapted to gardening. Stiff clay must be broken up and given plenty of fibrous material. Sandy soil should have additional fertilizing.

Be sure to work soil deeply enough, making the top three or four inches fine and loose. Thorough hoeing or raking before planting is a big help in keeping down weeds. Do not work clay soils when they are wet enough to stick to rake or hoe.

If subsoil is stiff clay, special drainage is needed. Tile placed three feet below surface and not more than eighteen feet apart will greatly improve results.

Planting

For planting in open ground, choose a time when the soil is moist but not wet. Seed should be covered immediately after planting so as to retain moisture. Press down fine earth firmly around seeds so as to bring particles into close contact with the seed.

Planting depths are suggested by the table on page 19. However, it should be noted that the best depth varies with the condition of the soil, so that each gardener's own practical experience must be considered.

In order that the tender stems of seedlings can push through the ground easily, soil must be soft and loose.

Cultivating

The importance of cultivating cannot be over-emphasized. Proper cultivation pays ample dividends.

Stirring the surface soil during the period of growth not only kills weeds but loosens the ground so as to encourage healthy root development.

It also allows air to enter, and helps conserve moisture.

As plants grow, cultivation should become more shallow to avoid injury to roots.

A dust mulch of fine soil on the surface helps hold the moisture in the soil below—but a crust over the soil is harmful and should be broken up.

Watering

While roots may be watered at any time, plants should be watered early morning or evening. Remember that one good soaking is better than many light sprinklings.

Time of Planting

Seasonal variations make it difficult to specify planting by date. In using plant-

ing "calendars" it is well to make allowances for "late" or "early" seasons.

Good general rules for the timing of vegetable planting are:

When heavy frosts are over, plant early peas, onion sets and seed, kale, lettuce and spinach.

When frosts are about over plant radishes, parsnips, carrots, beets, late peas and early sweet corn, and set out cabbage, and cauliflower plants.

When all frosts are over and apple trees are in bud, plant string beans and late sweet corn, and set out early tomato plants from the indoor boxes.

When apple trees blossom, plant cucumbers, melons, squashes, lima beans and set out the rest of the plants.

Trees, shrubs, vines and dormant roses should be set out as early as conditions will permit, before the leaf beds open.

Plant strawberry plants as soon as danger from severe frosts is past.

Peonies, Iris, Phlox and other perennials should be planted under the same conditions.

Gladiolus bulbs and Dahlias should not be planted until the soil is quite warm.

Transplanting

Before removing plants soak soil thoroughly and wherever possible take up soil with the plant. It pays to take great care to avoid injury to roots in handling the plants. Set them out as soon as possible to prevent air from coming in contact with roots—then firm soil so that roots can take hold securely.

After transplanting it is advisable to provide shade or a mulch around roots.

For plants like cabbage and celery, trim off one-third to one-half of the tops to prevent more evaporation than the roots can afford.

Crop Succession

It is preferable not to have a second planting of any one crop follow the first on the same soil. Where vegetables mature early, they should be followed by later kinds. For example, follow early carrots by late beans or corn—or follow radishes with cabbage or tomatoes.

Garden Sanitation

Keeping the garden healthy is not only a matter of spraying and dusting. Of course, reliable and properly selected insecticides should be used whenever and wherever there is any evidence of insect pests. A quick, early attack on insects and plant diseases is simply good gardening sense.

But garden sanitation also calls for keeping the garden clean. In fall, be sure to remove and burn all rubbish, thus destroying many insect eggs that would develop the following spring.

Also combat plant diseases, wherever possible, by using the new disease-resistant strains of flowers and vegetables

Starting Plants Indoors

For helpful information on early indoor planting see page 16.

PUMPKIN. Cultivation is practically the same as for melons or cucumbers, but Pumpkins are less sensitive to unfavorable conditions of soil and weather.

RADISH. Soil should be light, quick and rich to encourage rapid growth. Slow growth makes the flavor too strong. Sow as early as ground can be worked, as Radishes are very hardy. Make successive sowings up to hot weather. When in the third leaf, thin to 3 in. apart. Pull promptly when they mature. The secret of crisp, delicious radishes is quick growth and prompt picking.

RHUBARB. Sow in cold frame in the spring and transplant into rows as soon as plants are large enough. In fall or the following spring transplant to permanent location in rows three to five feet apart each way. Stalks should not be taken for use the first year.

RUTABAGA. Culture is practically the same as for turnip, except that plants should be given a little more space. Rutabaga also needs more moisture than turnip and a longer growing season. May be stored in cool cellar.

SPINACH. Plant very early in spring—or start seed in fall (giving it protection by 3 inches of straw over the winter) and enjoy an early spring crop. Plan to cut all spinach before hot weather as it doesn't do well in extreme heat. Sow again in August or September for fall crop. Spinach should always be gathered before the flower spike appears.

SQUASH. Plant about the same time as corn—and in hills the same as for corn or muskmelon. Squash does best in rich, sandy loam, and is further helped by fertilizing the hills the same as for melons. When in the third leaf, thin to four plants per hill. To help feed the fruit, cover every fourth joint with earth to encourage extra root formation. Bush varieties may be planted in hills 3 to 4 feet apart.

SWISS CHARD. Requires about the same treatment as beets, being a member of the Beet family. Cultivate frequently. Leaves may be gathered during summer and fall and new ones will grow quickly.

TOMATOES. Do best in sandy, well pulverized loam. Seed should be sown in hotbed or indoors. When plants are about two inches high set them out, three inches apart, in boxes or pots—later transplant into the garden. Or keep in flats until weather is warm and sunny with frost danger past, and then set plants out directly into the garden. Water around the roots of the plants when setting them out, if the ground is dry. Cultivate frequently until plants shade the ground. Remove all but the two or three strongest branches. Study various methods of staking and training the vines and adopt the one best suited to your situation. Small fruited tomatoes can be grown about the same way as the large sorts.

TURNIPS. For summer greens or roots, sow as early as radishes and lettuce. Thin out when the plants have grown to about 1 inch high. Sow again in summer for fall and winter use. Turnips are essentially cold weather plants—so do best when most of their growth is made in Autumn or early Spring. Like radishes, they should be grown rapidly for best flavor and texture.

WATERMELON. Requires about the same culture as Muskmelon, except that vines need more room. Fertilize each hill liberally and cultivate thoroughly.

ALFALFA

Rich in proteins and lime—hence a great feed crop for dairy cows, beef cattle, hogs, sheep. A marvelous soil builder and soil restorer, too, when properly inoculated.

We carry a full range of selected Alfalfa varieties, all well suited to the needs of this territory, and of the highest quality.

CLOVERS

MEDIUM RED—The most valuable of the Clover family. Makes two crops the second year. Does not exhaust the soil, but enriches it.

SWEET, WHITE BLOSSOM—Most abundant growth of any of the Clovers. Makes a pasture earlier than other crops and will keep stock in good condition until winter regardless of heat and drought. Use to build up worn out fields.

ALSIKE—Very hardy. Does better on moist land than other varieties of Clover. Suitable for hay or pasture. When sown with other grasses, forms a thick undergrowth and greatly increases the yield. Frequently sown both with Medium Red Clover and with Timothy, and the quality of hay thus produced is excellent. Finer and more leafy than Medium Red Clover and cattle prefer it.

OTHER CLOVERS—Space doesn't permit listing of all our offerings of Clover. We have all the varieties common to our section, each one selected and handled with expert care and caution, so as to assure you the top yields and best quality.

GRASSES

ORCHARD GRASS—Hardy, quick-growing. Gives a large yield of excellent hay. May be cut several times during season. Not recommended for lawn use.

RYE GRASS, DOMESTIC—Fast-growing one-year grass. Makes a full crop, yields abundantly, and matures all in one season. Helpful as a nurse crop to other grasses.

SUDAN—The ideal emergency hay and pasture crop for late planting. Never plant until ground is thoroughly warmed.

TIMOTHY—Unsurpassed as a crop for hay. Relished by all kinds of stock, especially horses. Not suited for permanent pasture.

BROME GRASS—Drought defying, resistant to frost and extreme heat alike. Starts 2 to 3 weeks earlier than native prairie grasses, and stays green later in fall. Produces abundant pasturage and enormous crops of high grade hay.

RAPE—One of the very finest pastures for economical production of pork, mutton, or beef. A good crop gives you 12 to 15 tons of green food per acre.

SOY BEANS—The crop of many purposes. Excellent for hay, ensilage, grain, and soil improvement. Ground soy beans are as good or better than Oil Meal for mixing with your grains in a balanced dairy ration.

We offer the highest quality seed of a good range of varieties. Consult us about the choice of varieties best suited to your own needs.

VETCH—A great producer, for hay, pasturage, or silage. Good cover crop and soil builder. May be sown spring or fall, is not particular as to soil, and needs only moderate moisture.

SEED PER ACRE AND COMMONLY ACCEPTED BUSHEL WEIGHTS

	Pounds per Bu.	Pounds per Acre
Alfalfa	60	15 to 20
Barley	48	96
Brome Grass	14	15 to 20
Buckwheat	50	50
Clover, Alsike	60	8 to 10
Clover, Medium Red	60	10 to 12
Clover, Mammoth Red	60	8 to 12
Clover, Sweet	60	12 to 15
Clover, White	60	5 to 8
Cow Peas, broadcast	60	60 to 90
Flax, broadcast	56	25 to 30
Grass, Kentucky Blue	14	20 to 30
Grass, Orchard	14	22
Kaffir Corn, broadcast	56	40 to 50
Millet, for hay	50	50
Millet, for seed	50	30
Oats	32	64 to 96
Rape, broadcast	50	6 to 8
Reed's Canary Grass	32	4 to 6
Rye, broadcast	56	56 to 84
Sorghum, for fodder	50	50 to 60
Soy Beans, broadcast	60	30 to 45
Soy Beans, in drills	60	60 to 90
Sudan Grass, broadcast	40	20 to 25
Sudan Grass, in drills	40	8 to 10
Timothy	45	10 to 12
Vetches, broadcast	60	50 to 60
Wheat	60	90

SEED CORN

More and more, the problem of choosing seed corn is becoming a local problem. It's of prime importance to have the varieties that best fit your own growing conditions.

Our selection of seed corn is built on intimate knowledge of this district—and conscientious application of that knowledge. So you are always in good hands when you buy seed corn here.

SEED POTATOES

Our Certified Stocks are the most economical you can plant, because they reduce your hazards, give you bigger production and fewer culls. They are **true to name** . . . grown especially for seed stock . . . more highly **disease resistant** . . . tagged for origin.

BEST LAWN MIXTURE—Our selected lawn mixture is the very finest combination of high quality seeds . . . a marvelous mixture that years of experimenting has proved to be safe and sound. It produces a lawn that is like a carpet of green velvet . . . smooth, even, and thick. All the grasses in it are fine-bladed and deep-rooting.

SHADE MIXTURE—Wherever shade makes it difficult to obtain a good lawn, our special shade mixture is heartily recommended. Excellent quality, shade-enduring grasses and clovers . . . blended into a mixture that will give surprising results.

KENTUCKY BLUE GRASS—Produces a deep dark green lawn of close, thick turf. Roots are deep, and plants very hardy.

WHITE CLOVER—Very desirable in lawn mixtures because of its rapid, low growth and creeping stems. Valuable as a green cover for poor ground. Very hardy.

RYE GRASS—A rapid grower, valuable in lawn mixtures demanding quick effect. Not long lasting. Does well on moist soils.

CHEWINGS FESCUE—Widely used for putting greens, fairways and tees. Very hardy, produces thick, durable turf, even under unfavorable conditions.

ROUGH STALKED MEADOW GRASS (Poa trivialis)—Fine for shady or moist places. Leaves flat and light green, very dwarf growing. Does best on medium soils.

RED TOP—Stands wet weather and overflowing for even two or three weeks. Holds well during summer if cut often.

BENT—Makes a thick, dense turf on heavy, sour soils. Unexcelled for fine lawns and putting greens.

HOW TO HOLD MOISTURE IN YOUR LAWN

The life and beauty of a lawn depend upon how much water it **retains**. As almost every lawn is different, the amount of water needed and the measures taken to retain moisture will differ. For instance, a lawn that tops a rise in ground and is unshaded, will need considerably more attention than one in a hollow, or surrounded by trees.

For the lawn which dissipates its moisture, there is no better remedy than an application or applications of peat moss. Peat moss is noted for its ability to retain moisture and keep the soil particles loose and friable. It can be used in two ways; either spaded into the soil to loosen and lighten it, or spread on the surface as a soft moisture-retentive. Apply peat moss to a depth of at least half an inch on the surface, depending upon conditions. A full inch may be spread in some cases, and where a very clay soil must be loosened, even more is desirable.



GRASS SEEDS FROM A "HOME" SEEDSMAN WHO KNOWS THE LAWN NEEDS OF THIS TERRITORY



Illustration by VIGORO

PRACTICAL CHECKPOINTS for your lawn

When May Seeding Start? Cold weather (even freezing temperature) doesn't harm grass seed. So you may start spring lawn work long before you can get at the flower garden. Grass seed won't be harmed by any weather conditions except standing water.

Seed Early Under Trees. An early start on seeding and feeding is particularly advisable under shade trees. Early seeding here gives the grass a chance to get well started before leaves appear on the trees and begin to rob the grass of food and light. And once established, it's also better able to thrive in the shade.

Tree Feeding Helps Lawns. Trees compete with the grass for food. If a tree is well fed, it doesn't rob the grass into starvation. So it's an excellent idea to consider tree feeding as a part of your lawn building campaign.

Keep After Those Shady Spots. You may sometimes have to re-seed one or more times to get a good stand under trees or in other shady spots. But you'll find that persistence pays well here.

Sow Seed Properly. Take great care to get even distribution. Sow half the seed lengthwise, the other half crosswise.

Seed on a calm day, or early in the morning, so that seed will fall where you want it. Rake it in lightly, cover with about $\frac{1}{8}$ " of fine soil, and roll so as to keep seed firmly in place.

Seed in Midsummer? While early spring and late fall seeding is the most productive, don't hesitate to plant in midsummer. Keep after the thin or bare spots! (When you seed in midsummer, take particular care with watering and weeding.)

Seeding on Slopes. To prevent seed from washing away, and to keep the soil moist for the seedlings, cover the newly seeded slope with loosely woven burlap, tightly drawn and staked. Or use the new, coarse netting now made for this purpose.

Top Dressing Helps Mightily. You can give new seedlings a better start, help old grass spread out, and true up the surface by proper top dressing. Use a bushel of good, rich, weedfree soil per 100 sq. ft., with a little extra in the low spots.

If your soil has too much clay in it, include sand in your top dressing. If too sandy, work in some clay.

When and Why to Roll. Use the roller in spring, to press the soil down firmly around the grass roots, where winter has disturbed them. This is the only legitimate use for rolling.

Don't use a roller to level the lawn. Top dressing does a better job and more easily.

Don't roll when lawn is wet or sticky, as this makes the soil too compact.

Don't use too heavy a roller. A water-ballast roller, empty or not over $\frac{1}{3}$ full, is heavy enough.

Don't roll too often; you'll pack the soil too tightly around the roots.

Feed New Grass Well. Before seeding always apply a good fertilizer to help the new plants when they need help most—during their early growth. (Don't use



PLAY SAFE! Buy your lawn seed from seedsmen only!

The only way to win a thick, lasting turf is to sow a mixture of true turf grasses suited to your own soil and climatic conditions.

And the only sure way to get such a mixture is to depend on a seed specialist who knows your territory and knows seed.

"Cheap" lawn seed is no bargain!



fresh manure; it almost always contains weed seeds.)

Use of a mechanical fertilizer distributor is the best way to insure even spreading of the grass food. If no spreader is available, good results can be secured by mixing the fertilizer with the top dressing.

Don't Leave Leaves! The old idea that dead leaves help the grass is wrong. Dead leaves smother grass. They're worthless as fertilizer unless composted until fully decayed. Furthermore, any well-selected variety of grass seed doesn't need winter protection. So—remove dead leaves.

Mowing the New Grass. Before its first mowing, it's an excellent plan to roll the new area. This firms the soil around the new roots and holds them in place.

Wait until the grass is 2" to 3" high before the first mowing, but not so high as to topple. The mower should be set to cut about 2" high.

Old or new, lawn grass should not be mowed extremely close. Very close cutting, unless done extra-frequently, will injure the grass by sudden exposure to the sun, after it has been shaded by dense growth.

Mower clippings left on the lawn benefit it, unless in sufficient quantity to smother the grass.

CRAB GRASS — Lawn Enemy No. 1!

Worst and most-dangerous of all the weeds that attack lawns is crab grass.

Crab grass is an annual which propagates itself by re-seeding. During early growth it looks much like grass, but when it matures and spreads it is easily recognized by its "fingered" head. Full grown, it smothers out the grass.

Crab grass doesn't start until warm weather. Therefore, the first step in fighting it is to plant plenty of good seed early, and fertilize early. When the lawn has a vigorous start, it doesn't give the weed an opening.

Next, before last year's crab grass seed has a chance to sprout, treat the lawn with lead arsenate, 20-25 lb. per 1000 sq. ft. applied as dust or spray. Damage to the blue-grass will be avoided if the treatment is followed by application of a fertilizer rich in nitrogen.

Where crab grass actually has appeared, a direct chemical attack is necessary. New "selective" weed killers have now been perfected which kill the pest without permanent injury to the lawn. (Ask us about them.)


Along with these methods of attack, the ordinary routine of mowing, watering, and fertilizing should be regulated to help the fight. *High cutting* helps, because a thick mat of grass has a better chance to smother crab grass seedlings.

Watering infrequently but heavily helps, too, because the young seedlings can't reach the deep moisture. *Fertilizing* should be done well before the crab grass season, or after it.

Also—collect and destroy crab grass seed wherever possible, by lifting the "fingered" heads before mowing, and by mowing with the grass catcher attached.



GARDEN TOOLS



We carry garden tools of the finest quality—and the economy grades too. This store is garden supply headquarters. For months we have been carefully gathering tools and materials for every phase of gardening. The list that follows is only a partial one.

GARDEN HOES

- Solid Steel Garden Socket Hoe**—6 or 7 inch blades.
- Solid Steel Garden Shank Hoe.**
- Light Weight Steel Hoe**—Especially designed for women. Fine tempered steel that holds its edge.
- Square Top (or Onion) Hoe.**
- Weeding Hoe**—One prong or two prong.
- Steel Scuffle Hoe**—A very practical weeder and mulcher. See us for every kind of hoe to make gardening easier.

CULTIVATORS

- Adjustable Hand Cultivators**—The spread and number of teeth are adjustable. 5-tooth and 3-tooth sizes.
- Garden Cultivators**—5-prong, full length handle. 3-prong, medium long handle.
- Midget Cultivator Weeder**—Short handle. 3 small prongs.

FORKS

- Spading Forks, Long Handle**—Preferred by some gardeners, saves stooping.
- Spading Forks**—Heavy best grade steel tines, wood D-handle. Also smaller and lighter.
- Manure Forks**—Six tines, iron D-handle; Also four tines.

GRASS HOOKS OR SICKLES

We have a selection of the finest imported and American made grass hooks. Several styles.

SHEARS

- Grass Shears**—Forged steel, full polished with tempered edges.
- Grass Shears**—Trowel shank with rubber handle.
- Grass Shears**—Offset handles to prevent striking knuckles when trimming close to wall.
- Flower Gathering Shears**—Snips and holds in one motion. A very clever tool.
- Hedge Shears**—8-in.; 9-in.; 10-in.; Good quality steel.
- Pruning Shears**—7-in. to 10-in. sizes. Also long handled models.
- Lopping Shears**—20-in. or 27-in. long. Capacity cut.

TROWELS

- We have the finest trowels of European and American manufacture.
- Socket Garden Trowel**—Drop shank pattern. Will outlast several of the cheaper trowels.
- Transplanting Trowel**—Narrow tempered steel blade, with wood handle.
- and a good assortment of other patterns and grades

WEEDERS

All types of approved weed cutters and pullers. See these handy labor-saving tools.

KNIVES

- Finest quality knives for every purpose.
- Budding Knives.**
- Budding and Propagating Knives**—2 blades.
- Propagating Knives.**
- Pruning Knives.**

RAKES

- One-piece Forged Steel Garden Rake**—Forged from one solid piece of steel. Well balanced. Ideal for gardening. Curved, 14 tooth or 16 tooth.
- Also other steel rakes, various sizes, straight or curved teeth.
- Wood Lawn Rake.**
- Steel Broom Rake**—Flat teeth, flexible spring steel.
- Bamboo Broom Rake**—Very light, though durable. Handy for raking leaves, etc.

SPADES

- D-Handle Spade**—Light weight, extra quality. Also economy grade.
- Long Handle Spade.**

SHOVELS

- Round Point, D-Handle.**
- Round Point, Long Handle.**
- Square Point, D-Handle.**
- Square Point, Long Handle.**
- Floral Shovel**—A light shovel, suitable for planting shrubbery, transplanting, digging bulbs, etc.

TURF-EDGERS

Indispensable for keeping lawns neat and trim. Several styles.

FOR AMERICA'S FINEST GARDEN CUTTERS remember the name "WISS." They do the job faster and with less effort. J. WISS & SONS CO., Newark, N. J.—92 years of American Craftsmanship.

WISS GRASS CLIPPERS WITH NEW "GRIP-GUARD"—This model has vertical-action handles and horizontal-action blades, works equally well with either hand, prevents cramping.

WISS SHOCK-PROOF HEDGE SHEARS—Beautifully balanced—and a clever built-in Shock Absorber that takes the jolt, saves your arms. High-carbon crucible steel blades.

WISS HY-POWER PRUNER—More power to you—when you use these pruners. You get terrific leverage and a draw-cut action that shears off sizable branches with ease.

WISS GARDEN CUTTERS

TWIST-EMS



help you support plants quickly, neatly, permanently!

Banish unsightly twine and raffia, needless work with shears. TWIST-EMS — strong, waterproof, dark-green, sunfast, "invisible" tapes with wire reinforcing—protect stems, permanently support annuals, perennials, vines, shrubs and vegetables. Save time and money. Grand for arranging flowers, tying bouquets. Millions used. Buy today. Box of 125 (8 in. long) **25c** or Box of 250 (4 in. long)

TREAT YOUR SEEDS AND CUTTINGS with this nationally known hormone powder. It makes cuttings root faster

and more successfully. It stimulates seed germination so that rooting is heavier and you get a better stand of seedlings. Endorsed and used by leading growers everywhere.

Trial packet **25c** . . . 2 oz. jar **\$1.00** . . . 1 lb. can **\$5.00**

TRANSPLANTONE, THE VITAMIN-HORMONE STIMULANT for rooted plants. The most effective form of Vitamin B-1. Dissolve one teaspoon in 10 gals. and use on all your plants whenever they are moved. Reduces transplant shock and wilt on all kinds of plants, shrubs or trees. Produces earlier maturity on tomatoes, lettuce, celery, peppers, tobacco and cabbage. Makes stronger plants that bloom more freely.



1 oz. can **50c** . . . 3 oz. can **\$1.00** . . . 1 lb. can **\$4.00**

GARDEN SUPPLIES

PLANT STAKES AND SUPPORTS

- Perennials in the flower garden, tomato plants, peas, beans and many other plants need proper supports.
- Tomato or Peony Supports**—Made of heavy galvanized wire. 1½ ft. to 6 ft.
- Wooden stakes**—Painted or natural. Heavy Grade for Dahlias; Light Grade for smaller plants. 18 inch to 6 foot.
- Bamboo Stakes**—Painted or natural color. 1½ ft. to 6 ft.

ASK US! If you seek new "garden gadgets," and don't know where to find them, it's a good idea to ask here.

PLANT LABELS

- Tree Labels**—Copper wired.
- Heavy Wood**—For use outside. Will last for years. Splendid for perennial plants.
- All Metal Markers**—Non-rusting. Good for a lifetime.
- Wooden**—For pots, painted. 4 inch to 12 inch.

TWIST-EMS

Now plants may be tied to stakes much more easily. Twine, raffia or other binding materials have been replaced by the handy "Twist-Ems" which fasten plant to stake by a simple twist of the wrist.

EARTHENWARE FLOWER POTS

We carry a complete line of earthenware flower pots and flower pot saucers. 2 to 12 inch sizes; also bulb pans.

GLOVES

Protect your hands—wear gloves in your garden! Canvas, leather and rubber gloves, all especially suited to garden use.

EEZY WEAR GARDEN GLOVES. Dirt-proof, washable. All leather, durable, extra-soft gloves—for men and women. Washable. Afford full protection from dirt, scratches, stains, infection—yet permit almost barehand freedom. Price 75c a pair, (2 pr. \$1.40.)

WATERING CANS

Best grade of galvanized iron, very strong. Long spouts make them very desirable for flower-bed use. Equipped with fine and coarse nozzles. 4 qt. to 12 qt.

FRENCH STYLE—Oval. 6 qt. to 12 qt.

New Streamline Tall Type.

GARDEN HOSE—Our moulded hose is made strong and durable and will last for years. Cheaper in the long run than low priced grades.

SPRINKLERS AND HOSE NOZZLES—See our complete line.

TREE WOUND PAINT—An antiseptic, penetrating paint to stop tree-bleeding and prevent infection of pruned or damaged portions.

FERTILIZER SPREADERS—Use a spreader to insure the proper distribution. Our spreaders are rugged and dependable.

FLORALIFE—The new food for cut flowers—will actually keep cut flowers fresh and lovely from 3 to 5 days longer. Not only prolongs life, but also prevents color fading—retards wilting—maintains fragrance. Easy to use, and economical. Just add Floralife to the water, and your flowers will stay lovely much longer.



FERTILIZERS

—a packet or a ton—of any type and for any purpose—available to you here. And with it, the "know-how" to help you with your plant-feeding plans.

ALUMINUM SULPHATE—A material used in creating acid soils necessary for successful culture of Azaleas, Rhododendrons, and similar plants.

ASHES, HARDWOOD—Valued because of its high potash content. Contains all of the fertilizer elements except nitrogen. Has a tendency to drive away insects.

BLOOD MEAL, DRY—Fine for potted plants, roses, and as a top dressing for lawns. Produces a quick growth.

BONE MEAL—All-purpose fertilizer, rich in the two principal plant foods—nitrogen and phosphoric acid. Recommended for lawns, garden or general purpose.

LIME (Hydrated)—Sweetens sour soil for lawns, and clover. Is used as a reducer and in combination of many insecticides; for whitewash, deodorizing.

MURIATE OF POTASH—Improved Potash, once again available, and should be used liberally, especially for all root crops.

NITRATE OF SODA—Carries nothing but nitrogen (ammonia)—no phosphoric acid or potash. Highly stimulating to lawns, plants or other vegetation.

PEAT MOSS—Fine for garden mulch, as it conserves moisture. When incorporated in the soil, it promotes growth and supplies humus, which is very essential for growing plants. Fine winter protection for lawns; also as a mulch on strawberry, perennial beds, roses, evergreens, etc.

PLANTABBS—Clean white odorless plant tablets for indoor or outdoor use, combine high analysis food value with a plentiful supply of Vitamin B-1.

SHEEP MANURE—An economical and effective fertilizer. Excellent for lawns, gardens and general use. A perfectly balanced plant food.

SULPHATE OF POTASH—Highly recommended for plants requiring acid soil conditions.

SUPER PHOSPHATE—Aids plant nutrition and assists the plant to assimilate other ingredients. An efficient fertilizer element for lettuce, truck crops, cereal crops, and alfalfa.

SULPHATE OF AMMONIA—Highly concentrated—quick acting. Very desirable for all plants in which rapid growth or large leaf development is desired.

TOBACCO STEMS—Used as a mulch for roses, asters, lettuce, etc., and for fumigating plants to kill insects.

VIGORO—Complete Plant Food. All plants must be fed. To be properly developed, nourishment must be furnished containing each of the many elements necessary and all in balanced form, to produce in plants healthy growth and maximum beauty and production. Vigoro is a complete balanced plant food.

A new aid to root-growth on your cuttings.

Every gardener knows the difficulties and disappointments encountered in growing plants from cuttings. Root growth is frequently slow, often unsatisfactory, and is many times completely unsuccessful . . . despite all efforts.

But now there is a marvelous new scientific root-forming chemical available that eliminates all this uncertainty.

This unusual chemical—**Rootone**—contains the growth-substances necessary to stimulate rapid, strong root growth . . . and with its use, even the



The DOUBLE-DUTY Diet for House Plants and Garden Flowers

- 1—High Analysis FOOD
- 2—Plenty of Vitamin B₁

These clean, white, odorless tablets produce gorgeous foliage on house plants; garden flowers bloom profusely; and vegetables come earlier and finer owing to the rich food plus Vitamin B₁. Always fresh and ready. Will not burn. Feed everything growing in soil on Plantabbs; get surprising rewards.

10 tablets 10c; 30 tablets 25c; 75 tablets 50c; 200 tablets \$1.00; 1000 tablets \$3.50.

FULTON'S PLANTABBS Plus Vitamin B₁

inexperienced gardener is assured a high percentage of successfully rooted cuttings.

New help for transplanting, too

Another remarkable new plant stimulant is effective in reducing transplant shock and wilt on all kinds of plants or shrubs. This new vitamin-hormone stimulant—**Transplantone**—is also effective in bringing about earlier maturity on tomatoes, lettuce, celery, peppers, tobacco and cabbage.

Both of these new but universally accepted stimulants are very inexpensive. In fact they pay for themselves many times over.

A fertilizer formula for every soil feeding need. We offer special purpose fertilizers for use wherever a special formula is needed. Knowing the soil conditions and growing problems of this territory as we do, we can prescribe just the right formula for every case.

Whether you know the formula you want—or want one recommended especially to handle some situation of your own, be sure to consult us.

- for vegetables
- for top dressing
- for flowers
- for potatoes
- for lawns
- for the market gardener

YOUR BEST BUY IN PLANT FOOD



- complete
- balanced
- sanitary
- odorless
- easy to use

• Vigoro supplies all 11 elements science has discovered all plants require from the soil. Most economical to use. Only four pounds per 100 sq. ft. is required. Packed 6 sizes—1 to 100 lbs. Also in tablet form

Every day is Dollar Day in our garden supply department!

See our remarkably good values in Adjustable Cultivators, Pruning Shears, Broom Rake, Hedge Shears, Steel Rakes, Grass Shears, Hoes, at **\$100**

Acme Scientific Rose Spray

A "system" of spray treatment for roses and flowers of all kinds. Eliminates guess work. Each set contains three separate items, each scientifically made to combat one of the three major classifications of blight and insect pest. Combine all three. Use regularly. Result: complete all-around protection.

No. 3—Amount of Spray 12 quarts. Protects 7 to 12 Bushes all season. .95c.

No. 6—Amount of Spray 24 quarts. Protects 15 to 25 Bushes all season. \$1.50.

No. 24—Amount of Spray 96 quarts. Protects 60 to 100 Bushes all season. \$4.00.





Acme Rotenone Garden Guard

A safe insecticide dust, which contains no arsenic or fluorine compound. The killing ingredient is Rotenone—non-injurious to humans and warm-blooded animals yet effective both by contact and as a stomach poison against insects. Especially recommended for use on broccoli, cabbage, cauliflower, Brussels sprouts, string beans, currants, and sweet corn. A favorite of the housewife for dusting roses and flower gardens. Controls lice, fleas, and mites on dogs, cats, birds, and chickens. 1 lb. sifter carton 35c; 4 lb. 55c; 25 lb. \$3.20; 50 lb. \$6.10.



Acme Emo-Nik

Most yards contain foliage that is affected by Scale, Red Spider, and certain other troublesome pests. Here is a complete contact insect spray combining nicotine in its most active form with Emo, a high quality summer oil emulsion. Recommended for control of Aphis, Mealy Bugs, Red Spider, Thrip, White Flies, Rust Mites, Mildew, certain scale insects and other garden pests. 4 1/2 oz. 35c; Pint, 65c; Quart, 95c; Gallon, \$2.50.



Aphis Spray

An improved nicotine spray combining a soft soap with Black Leaf 40, suitable for the control of all kinds of aphid (plant lice), thrip, leaf hopper and many more hardy insects infesting rose bushes, flowers, shrubs, vines, bushes and trees. Mixes easily with any kind of water. 3 oz. collapsible tube, 35c; 12 oz. can, 95c; 2 1/2 lb. can, \$2.25.



Acme Bait-M with Metaldehyde

An effective insecticide bait which will throw a ring of protection around shrubs, flowers and plants. For use against snails, slugs, cutworms, earwigs, sow bugs, grasshoppers and many other insects which migrate along the ground. 1 1/2 lb. 35c; 4 lb. 85c; 15 lb. \$3.00.

Acme Wetable Dusting Sulphur (An Excellent Chigger Chaser)

An improved dusting sulphur which can also be used as a liquid spray. Recommended to control mildew, leaf spot, black spot and rust on rose bushes, chrysanthemums, snapdragons, carnations, and certain other foliage; also red spiders on evergreen. 98% passes through 325 mesh screen. 2 pound carton, 25c each.



Acme Kopper Queen (Mildew Spray)

A strong liquid copper spray for the control of mildew, leaf spot, and black spot on rose bushes, flowers, and many other kinds of foliage. Stainless, leaves no unsightly residue to detract from appearance of flowers and ornamentals. Use as a liquid spray replacing Bordeaux Mixture and Sulphur. 1/2 Pint, 35c; Pint, 60c; Quart, 90c; Gallon, \$2.25; 5 Gallons, \$7.50.



Acme Red River Potato Mix

(Special Formula for Potatoes only). A scientific development combining a new patented copper fungicide with quick-killing arsenic. Kills potato bugs quicker, drives off flea beetle and leaf-hopper, prevents blight from gaining a foothold, stimulates foliage, making more and better potatoes. Complete control in one operation—at one cost. Use as a dust or spray. 1 lb. bag, 30c; 4 lb. bag, 80c.



INSECTICIDES and FUNGICIDES

This store is a mighty good place to get your insecticides.

If you're an amateur gardener and need a bit of guidance now and then, we can provide it.

If you're a professional and know just what you want, we can deliver it.

To experts who really know their way around in the maze of formulas, we simply say, "Tell us whatever insecticide you want, and we will furnish it."

Those who aren't always so sure of the right insecticide for each combination need only report their problem here and let us give them the right answer.

ANT TRAPS—Kill both sweets- and grease-eating ants. Effective and lasting.

ARSENATE OF LEAD—Gives quick action in killing leaf-eating insects. It is safe to use on tender foliage, and sticks well to leaves.

BUCKEYE ANTUBE—Very effective for sweet eating ants. Use on lawns, walks, trees and in the home.

BORDEAUX MIXTURE—A standard dry powder fungicide for curing and preventing black rot, mildew, blight and other fungus diseases.

CALCIUM ARSENATE (Dry)—For chewing insects.

CYANOGAS A—Kills ants, rats, moles, fleas, bed bugs, moths, bats, grape mealy bugs, melon aphid, groundhogs, snakes, and insect pests.

CYANOGAS G—For greenhouse, bulb, grain, soil, household, warehouse fumigations.

DAWG-GONE—To protect evergreens and keep dogs away, just hang an opened tube of Dawg-Gone (opening down) in the lower branches of trees at the points of approach. (Not necessary to place tube in every tree unless standing alone.) The odor slowly emanating from the open tube will keep dogs at a distance. Replaces unsightly wire screen or mechanical contrivances. Tubes, 25c each.

GRAFTING WAX—Used for grafting. Also good to rub over wounds made on bark, or in pruning.

LIME SULPHUR DRY (Powder)—For dormant spraying of fruit trees, shade trees and bushes for scale, etc.

NAPHTHALENE FLAKES—Used for repelling soil pests such as wire worms, maggots,

moles and certain other insects. Protects bulbs against thrips and white fly.

NICOTINE SULPHATE 40% (Black Leaf 40)—Kills aphids, thrips, leaf hoppers and other insects on garden, farm and orchard crops by contact and fumes. Also kills poultry lice.

PARIS GREEN—A poisonous insecticide in powder form. Gives quick control where extreme measures are necessary.

ACME SCIENTIFIC ROSE SPRAY—The last word in flower garden protection. Contains three elements in separate packages—each of which has been developed to combat one certain type of pest. Fortunately the great majority of pests are found to be in three general classifications, each subject to its own method of control. Each of the three elements in Acme Scientific Rose Spray takes care of one of these three groups of pests.

A chart outlining a systematic spraying program comes with this all-purpose spray.

SEMESAN—For bulbs, roots, flower and vegetable seeds. Disinfects seed against many diseases and helps prevent rotting and damping-off. Also effective in controlling brown patch. One oz. treats 15 to 30 lbs. of seed.

SEMESAN BEL—For seed potatoes. Controls such seed-borne disease organisms as scab, rhizoctonia, and black-leg. Increases standard yield. One lb. treats 60 to 80 bushels.

SULPHUR, DUSTING—Effective for mildew, black spot and rust on a number of shrubs and flowers.

TOBACCO DUST—Kills aphid and flea beetles.

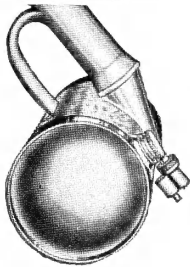
SPRAY GUIDE CHART FREE

For practical help in recognizing garden enemies and knowing how to combat them, use the famous ACME SPRAY GUIDE—the "gardener's doctor book." This big handy chart brings you all the information you need to win your battles with garden pests. You may have a copy, free, at any time, by writing, phoning, or calling at our store.

SPRAYING and DUSTING



A COMPLETE SERVICE
IN PEST CONTROL MATE-
RIAL AND EQUIPMENT



USE THE RIGHT EQUIPMENT

Thoroughness of application is essential for control. Partial killing off of pests is of little advantage. They reproduce so fast that unless a thorough job is done, the condition soon reverts to its original state. That's why you need good sprayers and dusters—built to do the work thoroughly, and to last.

Cheap sprayers are never a bargain. They do not last and they waste material. They do not give the fine mist necessary to coat economically. They do not have enough force for the use of contact sprays.

Our experience has taught us which sprayers and dusters give best service. Ask us about them! The following list includes only a few of the pest control devices available at our store.

Compressed Air Tank Sprayers—Open-top or funnel-top; galvanized, brass or copper tanks; 2 to 4 gallon sizes.

Wheelbarrow Type Sprayers—12 gallon or 18 gallon sizes.

Bucket or Barrel Spray Pumps, Continuous Sprayers—1 quart to 3 quart; various types.

Light Weight Hand Sprayers—For household insecticides.

Heavy Duty Dusters—For truck gardens, small orchards, vineyards, etc.

Garden Dusters—For all-around garden use.

Control of the insect and disease pests which menace every garden is a two-ply task. As in fighting human diseases, the first need is for garden **sanitation**—and when this preventive measure fails, then correct **medication** must be used.

GARDEN SANITATION

Much can be done indirectly in controlling pests. Keep down weeds that serve as plant hosts. Pick off diseased leaves or cut out diseased limbs. Pick up fallen leaves that are diseased. Pull out wilted down plants. Clean up fence rows and mow adjacent vacant lots that might harbor both insects and host plants of diseases.

In the fall clean up and destroy any tops or residue in border or vegetable garden that might harbor pests. A good control is to spade ground in the fall and let it lie unranked until spring. Sun, wind, cold and birds together will destroy many insects this way.

During the growing season keep a daily watch on your plants. Don't wait until they are heavily infested to get busy. Dust or spray at first appearance of a pest and, with especially dangerous pests, before you see any, as a sound preventive.

THE DIRECT ATTACK

When insect pests or plant diseases appear, look for the following offenders so that you may plan your attack correctly:

Biting or Chewing Insects such as beetles, caterpillars, grasshoppers, and the like, can best be controlled by the application of poisons to the plants upon which they feed. Arsenate of lead, hellebore, Paris green, Pyrethrum are a few of the poisons commonly used.

Sucking Insects such as aphids, weevils, leaf hoppers, etc., insert their beaks into the leaves, stems or fruits and suck the plant juices. Hence "stomach" poisons applied to the surface of the plant will not kill them. They must be killed

by use of contact poisons such as tobacco solutions, sulphur dust, soap and oil preparations.

Scale Insects that develop protective coverings over their back while sucking the sap are most easily killed by strong corrosive solutions, such as a concentrated lime-sulphur mixture. The latter must be applied during the late Fall or Winter when the foliage is off the plants.

Root and Stem Diseases are most commonly caused by soil parasites and are often controlled by soil sterilization. Such treatment is only practical on very limited areas, but the average garden plot could easily be treated with formaldehyde solution if the circumstances warranted it.

Fruit, Foliage and Twig Diseases, like rust and mildew, are generally controlled by sprays or dust of mildly poisonous preparations. Bordeaux mixture, lime sulphur and sulphur are most commonly used for this purpose. Wet or cloudy weather usually favors diseases of this type so that they are exceptionally difficult to control when such conditions prevail. On the other hand, bright, warm and sunny weather is effective in preventing their development.

If You're Uncertain— CONSULT US

When you're fighting insects or plant disease, the wrong method or material can often do more harm than good. For instance, a contact spray that's right for controlling aphids on roses will not control black spot on roses.

Material intended for plant diseases isn't necessarily harmful to insects.

So—

If you're not sure about any phase of your battle against garden pests, feel free to ask us. We're always glad to consult—and usually have the correct answer.



ANT CONTROL

Gives relief in
24 Hours

Country Club Size \$1.00
Enough material for 500
drop applications.

Household size35c
Enough material for 120
drop applications.

New Discovery! MEO-181 KILLS WEEDS; DOESN'T KILL LAWN GRASS



A brand new discovery. Apply MEO-181 as a spray over the entire lawn or just on individual weeds. It attacks and destroys dandelion, crab grass, plantain, and many other weeds—yet only causes temporary browning of lawn grass, which comes back greener than before. No sterilizing effect on soil. A few minutes spraying with MEO-181 produces better and more lasting results than many back-breaking, futile hours of digging and cutting. One gallon treats 200 sq. ft. with over all application. Quart 65c; gallon \$1.55; 5 gal. \$7.25.

Yes—VITAMIN B₁ HELPS ALL BUT A VERY FEW PLANTS

Like humans, plants need vitamins. Many plants, under usual gardening conditions, don't get anywhere near enough. Given a normal supply, they thrive. Without it, they lag. The difference is often amazing.

Favorable response to the B₁ treatment occurs in all but a few garden plants. Lawns benefit greatly, too. Plants in the ground, plants in the course of transplanting, cuttings, shrubs which have had their roots bared all respond favorably. New experiments and discoveries—often by amateurs—are widening the field of B₁ treatment almost daily.

Briefly, the benefits of Vitamin B₁ treatment are:

Larger, healthier plants, beautiful blossoms.

Rapid growth.

Re-invigoration of scrawny plants. Huskier and faster growing seedlings of some varieties.

Earlier germination of some thin-shelled seeds.

Rapid rooting of cuttings.

Practical elimination of root-shock in transplanting houseplants, trees and shrubs.

Blooms on plants that have refused to bloom before.

Amazing New RAT EXTERMINATOR

—developed by the famous Pasteur Vaccine Laboratories. Tests made by U. S. Navy Medical School show it attracts rats and mice while repelling all other animals. Absolutely deadly to rodents but harmless to humans. Gets results heretofore considered impossible. Six grains will kill a large rat overnight. One ounce jar (enough to kill 100 rats and mice) only 60c.

Be Sure to Ask for
PASTOXINE



**STANLEY'S
CROW
REPELLENT**
protects your
seed corn

from Crows and all other corn-pulling birds and corn-pulling animals.

1/2 PINT - Enough for 1 bushel seed \$.60

1 PINT - Enough for 2 bushels seed 1.00

1 QUART - Enough for 4 bushels seed 1.75

ADAPTED LAWN SEED MIXTURES

HIGHEST QUALITY—97% PURE

TURFMAKER 1 lb. 65c

Over 90% of this seed will actually grow permanent grass.

3 lb. bag	5 lb.	10 lb.	25 lb.	50 lb.	100 lb.
\$1.90	\$3.00	\$5.75	\$13.75	\$26.00	\$50.00

TRU-SHADE 1 lb. 75c

A real shade mixture with over 80% of the grass shade tolerant.

5 lb.	10 lb.	25 lb.	50 lb.	100 lb.
\$3.50	\$6.75	\$16.25	\$31.00	\$60.00

BESTLAWN 1 lb. 45c

A remarkable medium-priced mixture of re-cleaned grasses—90% pure seed.

5 lb.	10 lb.	25 lb.	50 lb.	100 lb.
\$2.00	\$4.00	\$8.75	\$16.00	\$30.00

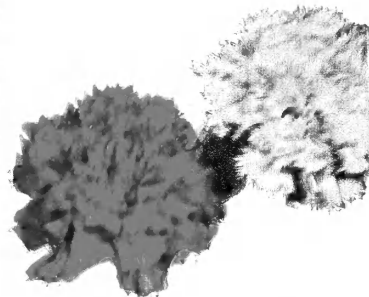
SHADY SPOT 1 lb. 60c

Genuine shade-tolerant varieties in a medium-priced mixture, for light shade.

5 lb.	10 lb.	25 lb.	50 lb.	100 lb.
\$2.75	\$5.25	\$12.50	\$23.00	\$45.00



ASTER, Giant Comet
Double, well-formed, feathery blooms. Wilt resistant. Pkt. 10c



CARNATION, Chaubaud's Giant. Double, extra-large, clove-scented flowers. Pkt. 10c

MILFORD GREEN LAWN MIXTURE

Our selected lawn mixture is the very finest combination of high quality seeds . . . a marvelous mixture that years of experimenting has proved to be safe and sound. It produces a lawn that is like a carpet of green velvet.

1 lb. 50c; 10 lbs. \$4.50

25 lbs. \$10.50

100 lbs. \$40.00


YOU CAN GROW LOVELIER FLOWERS WITH VIGORO

Enjoy the beauty of lovely, healthy flowers by feeding with Vigoro. Vigoro supplies all 11 elements plants require from the soil. It is clean, odorless, sanitary, and easy to use. Economical, too! Only 4 lbs. per 100 sq. ft. required.



VIGORO COMPLETE PLANT FOOD

100-lb. bag	\$4.00	10-lb. pkg.85
50-lb. bag	2.50	5-lb. pkg.45
25-lb. bag	1.50	1-lb. pkg.10



PETUNIA, Twinkles
Masses of small, brilliant rose flowers, beautifully starred, on compact dwarf plants. Pkt. 15c

WILLIAM J. RICE

Florist—Seedsman

578 MAIN STREET

STAMFORD, CONN.